

## DAFTAR PUSTAKA

1. (Curcuma Domestica Val)”Sebagai Obat Antipiretik” Abdul Azis Program Pendidikan Dokter Fakultas Kedokteran, Universitas Lampung. 2019; 6(April):116-120.
2. Amaliyah.,dkk.,31Mei 2018,”Gambaran Pengetahuan Pasien Dalam Swamedikasi Demam di Apotek Utama Handil Bakti BANJARMASIN”., ISSN: 2621-4032
3. Wardiyah A, Setiawati S, Setiawan D.” Perbandingan Efektivitas Pemberiaan Kompres Hangat Dan Tepidsponge Terhadap Penurunan Suhu Tubuh Anak Yang Mengalami Demam RSUD dr. H. ABDUL MOELOEK PROVINSI LAMPUNG”. J. Ilmu Keperawatan (*Journal Nurs Sci.* 2016;4(1):44-56. doi:10.21776/ub.jik.2016.004.01.5
4. Rafila dan Chondro suro Miraso.,Jurnal Ilmiah Kesehatan Keperawatan. Volume 14 No.1 Februari 2018.,”Tingkat Pengetahuan Swamedikasi Penanganan Demam Pada Anak Oleh Ibu Di RW 05 Dusun Sidoharum SemporKebumen”
5. Jurnal sains Farmasi & Klinis “Gambaran Tenaga Kefarmasian dalam Memberikan InformasiKepada Pelaku Swamedikasidi Apotekapotek Kecamatan Tampan, Pekanbaru”.,(p-ISSN: 2407-7062|e-ISSN:2442-5435)
6. A.Wulandari, M.A. Permata : “Hubungan Tingkat Pengetahuan Mahasiswa Farmasi ISTN Terhadap Tindakan Swamedikasi Demam” ISSN : 2086 – 7816 Juli 2016.

7. Journal of Community Engagement and Employmen “Pengaruh Intervensi Terhadap Pengetahuan Farmasis Remaja Tentang Swamedikasi” ISSN: 2714-5735., JCEE. Vol: 01. No: 01. Hal: 22-27., 2019.
8. Harahap, N. A., Khairunnisa, K. & Tanuwijaya, J. Patient knowledge and rationality of self-medication in three pharmacies of Panyabungan City, Indonesia. *J. Sains Farm. Klin.* **3**, 186 (2017).
9. Department of Health Republic of Indonesia. Pengetahuan dan Keterampilan dalam Memilih Obat bagi Tenaga Kesehatan. (2008).
10. Yondry Kukus, Wenny Supit dan Fransiska Lintong. Jurnal Biomedik, Volume 1, Nomor 2, Juli 2009, hlm. 107-118: “suhu tubuh: homeostasis dan efek terhadap kinerja tubuh manusia”
11. Nur Syamsi, Angelia Andilolo.,” Efek antipiretik ekstrak jeruk nipis (*Fructus Citrus aurantifolium*) pada mencit (*Mus musculus*). Jurnal Kesehatan Tadulako Vol. 5 No. 1, Januari 2019: 1-63.
12. Buku Ilmu Penyakit Dalam, Jilid 1 Edisi ke 2 Tahun 2010
13. Majalah Anestesia & Critical Care (*the indonseia journal of anesthesiology and critical care*) Vol 32 no.2 juni tahun 2014.
14. Penggunaan Obat Tradisional Dalam Upaya Pengobatan Sendiri di Indonesia (Analisis Data Susenas Tahun 2007)
15. Metodologi penelitian kesehatan / Soekidjo Notoatmodjo, -Jakarta; Rineka Cipta, 2018.
16. Dwi Ajeng Eli Ananda, Liza Pristiany & Hidajah Rachmawati., PHARMACY, Vol.10 No. 02 Desember 2013. ISSN 1693-3591.

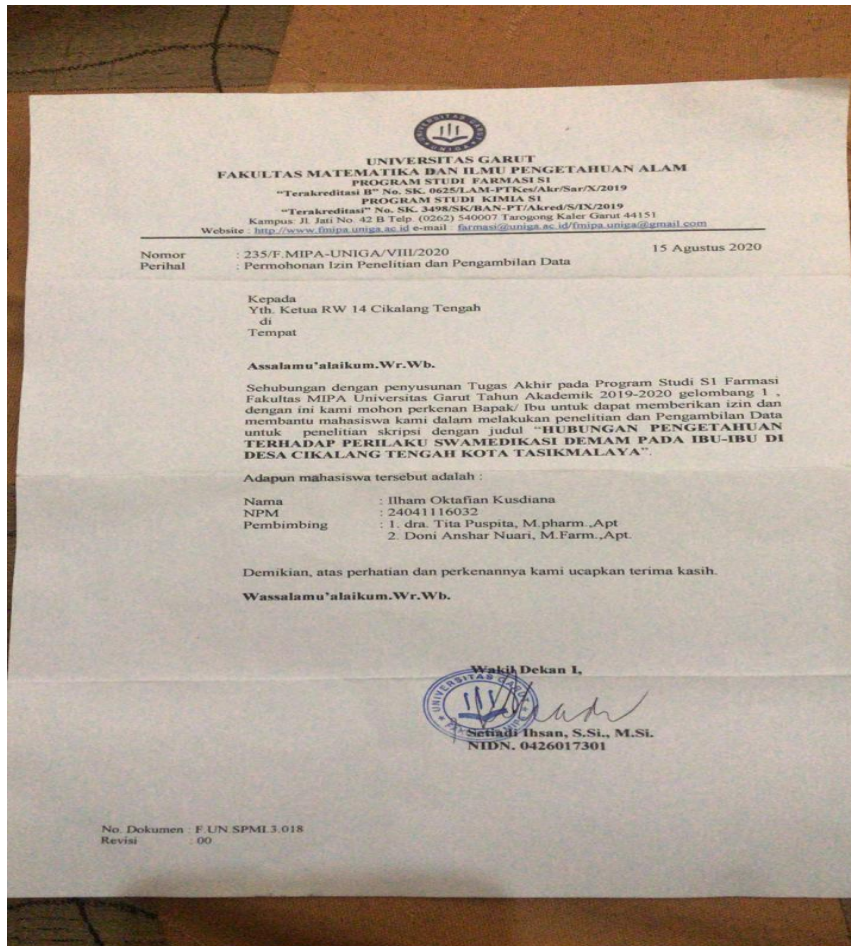
17. Sari Pediatri, *Buku Sari Pediatri, Vol. 2, No. 2, Agustus 2000: 103 – 108*
18. Mirnawati Z.S, Eva D.P. 2017. Gambaran Pengetahuan dan Karakteristik Masyarakat Desa Air Lintang Kecamatan Tempilang Tentang pengobatan sendiri Nyeri menggunakan Obat Anti Nyeri. *Kemenekes Pangkalpinang*
19. Suryani & Widyasih. (2008). *Psikologi Ibu Dan Anak*. Yogyakarta: Fitramaya
20. Nur Risca Azizah, Septa Indra Puspikawati , Merrisa Ayu Oktanova “inspeksi kesehatan lingkungan sekolah dasar di kabupaten banyuwangi” *JPH RECODE* Oktober 2018; 2 (1) : 11-21 <http://e-journal.unair.ac.id/JPHRECODE>
21. I Nengah Sandi, I Gede Ariyasa, I Wayan Teresna, *Kunjung Asha di Sport and Fitness Journal Volume5, No.1, Pebruari 2017: 103-109 ISSN: 2302-688X*
22. *Buku Saito M mukjizat suhu tubuh Jakart, PT Gramedia, 2013 Hal.17*
23. Sudibyo supardi, *majalah ilmu kefarmasian Vol.II, No.3, Agustus 2005, ISSN: 1693-9883*
24. SRI mulyati, sri Kusuma dewi. ”Model system pendukung keputusan untuk diagnosis penyakit anak gejala demam menggunakan naïve Bayesian classification” *ISSN: 2301-9360; September 2012*
25. Irdawati 2009 *ISSN 19792697 Berita Ilmu Keperawatan ISSN 1979 - 2697, Vol 2 No.3, September 2009: 143 – 146 “kejang demam dan penatalaksanaannya”*

26. Sari Pediatri Vol.10 Nomor 1, 2008, penggunaan antibiotik secara bijak untuk mengurangi resisten antibiotic studi intervensi dibagian kesehatan anak rs. Dr Kariadi
27. Fitriani Widianti, 2017. Analisis Ketepatan Swamedikasi Pada Penyakit Nyeri Sendi di Apotek Slorok Sehat Kecamatan Kromengan Kabupaten Malang: Akademik Farmasi Putra Indonesia. Malang
28. Harsono Njoto 2017. Perlindungan hukum terhadap pemakaian obat kadaluarsa Universitas diponorogo semarang
29. Hanugrah adya, miftakul mualimah “Hubungan tingkat pengethaun orang tua dalam swamedikasi demam pada anak menggunakan obat paracetamol. bebenizta et al 2014
30. GEMESIKA, Jurnal Pengabdian Kepada Masyarakat Vol.4 No.1 Mei 2020
31. Muhamad afqary, Febi ishafani dan tirta ranchman (jurnal farmamedika Vol.3, No.1 Juni 2018 Evaluasi Penyimpanan Obat dan Alat Kesehatan di Apotek Restu Farma <sup>31</sup>
32. Jurnal media komunikasi Ilmu Kesehatan “Fakultas Ilmu Kesehatan Universitas Muhamadiyah Lamongan” Desember 2019
33. I G A ayu Dhramawati & I Nyoman Wirata.,Jurnal Kesehatan Gigi Vol.4 No.1 Pebruari 2016
34. Armi Rusmariyani, M. Akib Yuswar, Eka Kartika Untari : “pengetahuan dan pola swamedikasi diare akut pada anak oleh ibu-ibu Pkk di Kecamatan Pontianak Timur”
35. Ady restyono Jurnal Promosi Kesehatan Indonesia Vol. 11/ No 1 Januari 2016

36. Neny Harianti, Lala Budi Fitriana\*, Paulinus Deny Krisnanto Program Studi S-1 Ilmu Keperawatan dan Profesi Ners, Fakultas Ilmu Kesehatan, Universitas Respati Yogyakarta, Jl Raya Tajem Km 1,5 Maguwoharjo, Depok, Sleman, Yogyakarta 55282.
37. Wawan & Dewi. (2011). Teori & Pengukuran Pengetahuan, Sikap, Dan Perilaku Manusia. Yogyakarta: Nuha Medika
38. Maria Yangsyeng Lenggu Farmasi, Poltekkes Kemenkes Kupang Jurnal Info Kesehatan Vol15, No.2, Desember2017, pp. 346-366P-ISSN 0216-504X, E-ISSN 2620-536X
39. Binfar 2008 Diktorat Jendral Bina Kefarmasian dan Alat Kesehatan. "Modul Pelayanan Kefarmasian Puskesmas.



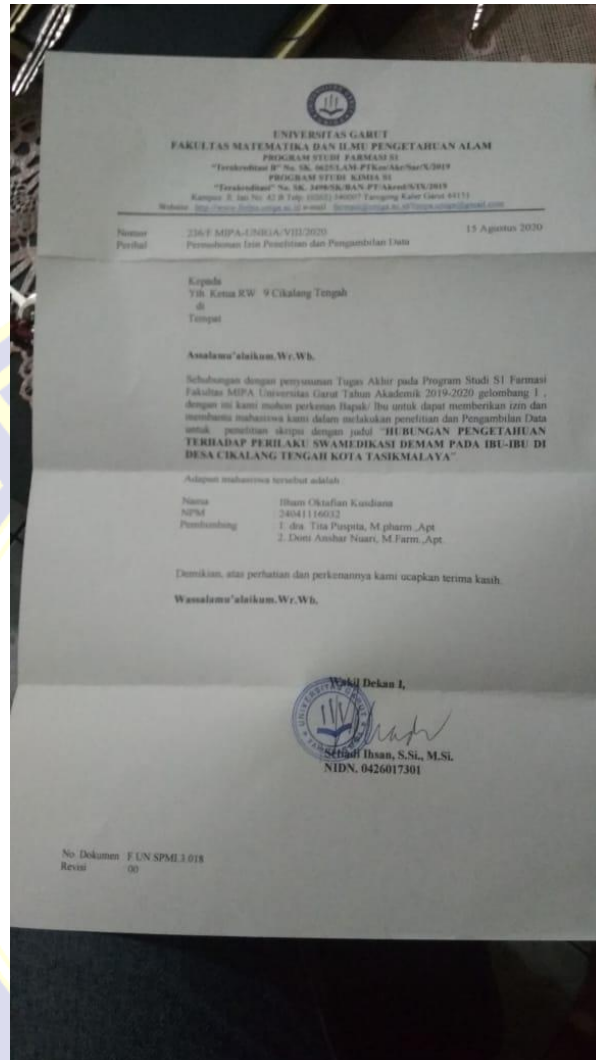
**LAMPIRAN 1**  
**SURAT IJIN PENELITIAN**



**Gambar IV.1** Gambar Surat Ijin Penelitian Rw 14

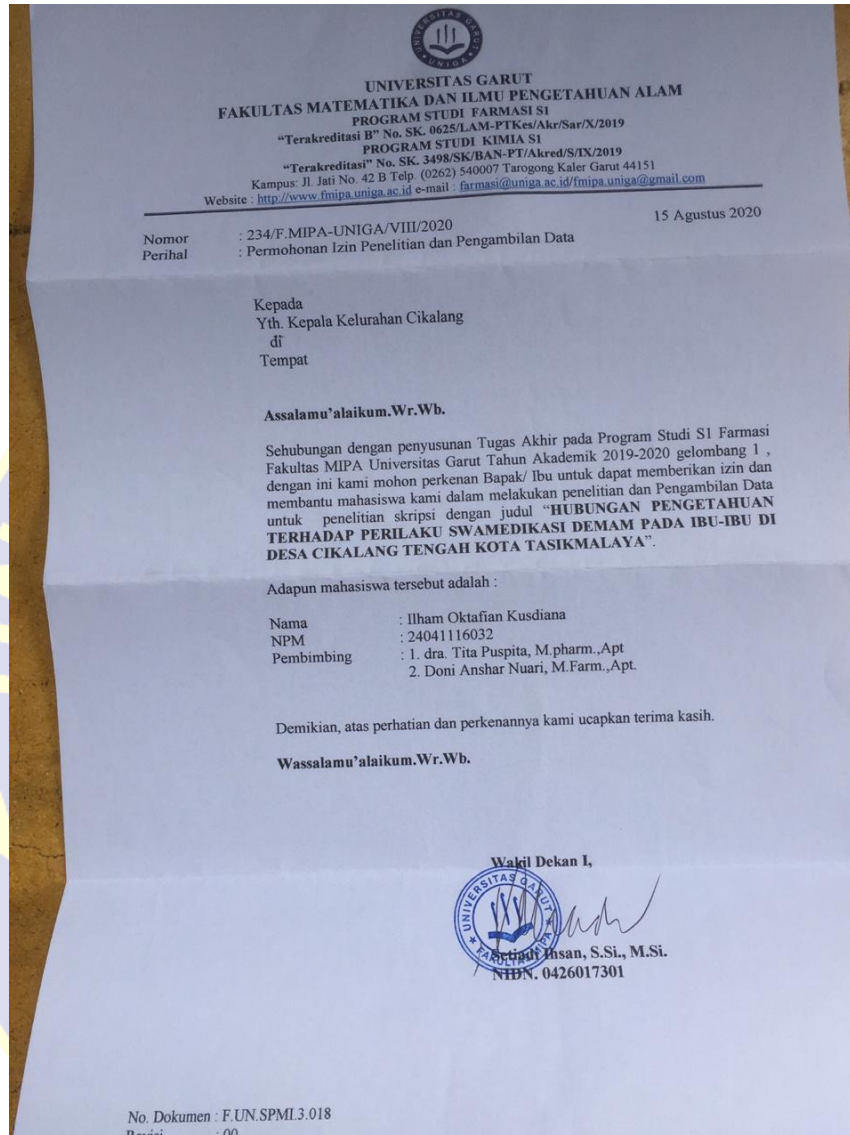


## LAMPIRAN 1 (LANJUTAN)



Gambar IV.2 Gambar Surat Ijin Penelitian Rw 19

## LAMPIRAN 1 (LANJUTAN)



**Gambar IV.3** Gambar Surat Ijin Penelitian Kelurahan Cikalang



**LAMPIRAN 2**  
**DOKUMENTASI**



**Gambar IV.4 Dokumentasi**

**LAMPIRAN 3**  
**INFORM CONSENT**

Yang bertandatangan di bawah ini

Nama :

Umur :

Pendidikan :

Pekerjaan :

Pernah Melakukan Swamedikasi Demam : **YA/TIDAK** (Coret yang tidak perlu)

Dengan ini saya menyatakan bersedia mengisi kuesioner penelitian dengan judul "**Hubungan Pengetahuan Terhadap Perilaku Swamedikasi Demam Pada Ibu-Ibu di Desa Cikalang Tengah Kota Tasikmalaya**" tanpa adanya keterpaksaan dari berbagai pihak. Serta, data yang diisikan pada kuesioner ini merupakan data yang sebenar-benarnya tanpa dibuat-buat, ataupun mendapat keterpaksaan dari berbagai pihak. Data yang didapat akan dijamin kerahasiaanya dan sepenuhnya dipertanggung jawabkan sebagai data ilmiah.

**Menyetujui,**

Peneliti

Responden

## LAMPIRAN 4

### UJI VALIDASI KUESIONER

Pivot Table Correlations

File Edit View Insert Pivot Format Help

**Correlations**

Responden	Responden			nomer_1			nomer_2			nomer_3			nomer_4		
	Pearson Correlation	Sig. (2-tailed)	N	Pearson Correlation	Sig. (2-tailed)	N	Pearson Correlation	Sig. (2-tailed)	N	Pearson Correlation	Sig. (2-tailed)	N	Pearson Correlation	Sig. (2-tailed)	N
Responden	1		50	-.353	,012	50	.		50	-.139	,336	50	-.110	,449	50
nomer_1	-.353 <sup>a</sup>	,012	50	1		50	. <sup>b</sup>		50	,101	,486	50	,119	,409	50
nomer_2	. <sup>b</sup>		50	. <sup>b</sup>		50	1		50	. <sup>b</sup>		50	. <sup>b</sup>		50
nomer_3	-.139	,336	50	,101	,486	50	. <sup>b</sup>		50	1		50	,080	,583	50
nomer_4	-.110	,449	50	,119	,409	50	. <sup>b</sup>		50	,080	,583	50	1		50
nomer_5	-.095	,513	50	,197	,171	50	. <sup>b</sup>		50	,191	,184	50	,582 <sup>**</sup>	,000	50
nomer_6	,161	,263	50	,198	,169	50	. <sup>b</sup>		50	-.169	,239	50	,342 <sup>*</sup>	,015	50
nomer_7	-.013	,928	50	,004	,980	50	. <sup>b</sup>		50	,007	,964	50	,083	,567	50
nomer_8	,191	,183	50	-.158	,275	50	. <sup>b</sup>		50	-.060	,677	50	-.272	,056	50
nomer_9	-.124	,390	50	-.004	,980	50	. <sup>b</sup>		50	,213	,137	50	,147	,307	50
nomer_10	-.128	,377	50	-.075	,607	50	. <sup>b</sup>		50	,054	,711	50	,072	,617	50
nomer_11	. <sup>b</sup>		50	. <sup>b</sup>		50	. <sup>b</sup>		50	. <sup>b</sup>		50	. <sup>b</sup>		50
nomer_12	-.077	,597	50	,236	,099	50	. <sup>b</sup>		50	,054	,711	50	-.129	,373	50
nomer_13	,110	,448	50	,274	,054	50	. <sup>b</sup>		50	-.119	,410	50	-.293 <sup>*</sup>	,039	50
nomer_14	-.233	,104	50	,101	,486	50	. <sup>b</sup>		50	458 <sup>**</sup>	,001	50	,080	,583	50
nomer_15	. <sup>b</sup>		50	. <sup>b</sup>		50	. <sup>b</sup>		50	. <sup>b</sup>		50	. <sup>b</sup>		50
nomer_16	,179	,214	50	-.075	,607	50	. <sup>b</sup>		50	-.138	,339	50	,273	,055	50
nomer_17	,058	,690	50	-.014	,923	50	. <sup>b</sup>		50	-.026	,858	50	,241	,092	50
nomer_18	-.447 <sup>**</sup>	,001	50	426 <sup>**</sup>	,002	50	. <sup>b</sup>		50	,316 <sup>*</sup>	,026	50	-.010	,945	50
nomer_19	,261	,067	50	-.084	,561	50	. <sup>b</sup>		50	-.156	,279	50	-.145	,313	50
nomer_20	-.129	,374	50	,349 <sup>*</sup>	,013	50	. <sup>b</sup>		50	,222	,122	50	,256	,073	50
nomer_21	-.402 <sup>**</sup>	,004	50	,295 <sup>*</sup>	,038	50	. <sup>b</sup>		50	,286 <sup>*</sup>	,044	50	,191	,184	50
nomer_22	,038	,796	50	,274	,054	50	. <sup>b</sup>		50	403 <sup>**</sup>	,004	50	,144	,317	50
total_score	-.198	,169	50	419 <sup>**</sup>	,002	50	. <sup>b</sup>		50	434 <sup>**</sup>	,002	50	,391 <sup>**</sup>	,005	50

Windows taskbar: 7:47 PM 9/28/2020

**Gambar IV.5 Uji Validasi Kuesioner Pengetahuan**

UNIGA

## LAMPIRAN 4 (LANJUTAN)

Pivot Table Correlations

File Edit View Insert Pivot Format Help

Correlations

Responden	nomer_4			nomer_5			nomer_6			nomer_7			nomer_8		
	Pearson Correlation	Sig. (2-tailed)	N	Pearson Correlation	Sig. (2-tailed)	N	Pearson Correlation	Sig. (2-tailed)	N	Pearson Correlation	Sig. (2-tailed)	N	Pearson Correlation	Sig. (2-tailed)	N
nomer_1	,110	,449	50	,095	,513	50	,161	,283	50	,004	,928	50	,191	,193	50
nomer_2	,119	,409	50	,197	,171	50	,198	,169	50	,004	,980	50	,158	,275	50
nomer_3	,080	,583	50	,191	,184	50	,169	,239	50	,007	,964	50	,060	,677	50
nomer_4	1		50	,582**	,000	50	,342**	,015	50	,083	,567	50	,272	,056	50
nomer_5	,582**	,000	50	1		50	,261	,067	50	,099	,496	50	,208	,147	50
nomer_6	,342**	,015	50	,261	,067	50	1		50	,134	,354	50	,429**	,002	50
nomer_7	,083	,567	50	,099	,496	50	,134	,354	50	1		50	,117	,420	50
nomer_8	,272	,056	50	,208	,147	50	,429**	,002	50	,117	,420	50	1		50
nomer_9	,147	,307	50	,183	,203	50	,047	,746	50	,248	,083	50	,071	,622	50
nomer_10	,072	,617	50	,147	,307	50	,225	,117	50	,056	,699	50	,020	,892	50
nomer_11	,119	,409	50	,197	,171	50	,198	,169	50	,004	,928	50	,158	,275	50
nomer_12	,129	,373	50	,098	,497	50	,073	,615	50	,056	,699	50	,020	,892	50
nomer_13	,293*	,039	50	,174	,227	50	,061	,673	50	,269	,059	50	,050	,730	50
nomer_14	,080	,583	50	,191	,184	50	,169	,239	50	,007	,964	50	,060	,677	50
nomer_15	,119	,409	50	,197	,171	50	,198	,169	50	,004	,928	50	,158	,275	50
nomer_16	,273	,055	50	,098	,497	50	,073	,615	50	,056	,699	50	,020	,892	50
nomer_17	,241	,092	50	,306*	,031	50	,330*	,019	50	,274	,054	50	,282*	,047	50
nomer_18	,010	,945	50	,106	,462	50	,006	,969	50	,329*	,020	50	,167	,248	50
nomer_19	,145	,313	50	,111	,442	50	,124	,392	50	,099	,496	50	,208	,147	50
nomer_20	,256	,073	50	,218	,128	50	,117	,419	50	,083	,567	50	,092	,524	50
nomer_21	,191	,184	50	,167	,247	50	,021	,897	50	,253	,076	50	,200	,163	50
nomer_22	,144	,317	50	,227	,112	50	,309*	,029	50	,154	,285	50	,307*	,030	50
total_score	,391**	,005	50	,512**	,000	50	,319*	,024	50	,442**	,001	50	,248	,083	50

7:48 PM 9/28/2020

Gambar IV.5 Uji Validasi Kuesioner Pengetahuan

Pivot Table Correlations

File Edit View Insert Pivot Format Help

Correlations

Responden	nomer_9			nomer_10			nomer_11			nomer_12			nomer_13		
	Pearson Correlation	Sig. (2-tailed)	N	Pearson Correlation	Sig. (2-tailed)	N	Pearson Correlation	Sig. (2-tailed)	N	Pearson Correlation	Sig. (2-tailed)	N	Pearson Correlation	Sig. (2-tailed)	N
nomer_1	,004	,980	50	,075	,607	50	,119	,409	50	,236	,099	50	,274	,054	50
nomer_2	,119	,409	50	,075	,607	50	,119	,409	50	,236	,099	50	,274	,054	50
nomer_3	,213	,137	50	,054	,711	50	,119	,409	50	,054	,711	50	,119	,410	50
nomer_4	,147	,307	50	,072	,617	50	,119	,409	50	,129	,373	50	,293*	,039	50
nomer_5	,183	,203	50	,147	,307	50	,119	,409	50	,098	,497	50	,174	,227	50
nomer_6	,047	,746	50	,225	,117	50	,119	,409	50	,073	,615	50	,061	,673	50
nomer_7	,248	,083	50	,056	,699	50	,119	,409	50	,056	,699	50	,269	,059	50
nomer_8	,071	,622	50	,020	,892	50	,119	,409	50	,020	,892	50	,050	,730	50
nomer_9	1		50	,255	,074	50	,119	,409	50	,100	,491	50	,154	,285	50
nomer_10	,255	,074	50	1		50	,119	,409	50	,185	,199	50	,272	,056	50
nomer_11	,119	,409	50	,119	,409	50	1		50	,119	,409	50	,119	,409	50
nomer_12	,100	,491	50	,185	,199	50	,119	,409	50	1		50	,024	,870	50
nomer_13	,154	,285	50	,272	,056	50	,119	,409	50	,024	,870	50	1		50
nomer_14	,433**	,002	50	,054	,711	50	,119	,409	50	,138	,339	50	,119	,410	50
nomer_15	,119	,409	50	,119	,409	50	,119	,409	50	,119	,409	50	,119	,409	50
nomer_16	,100	,491	50	,087	,548	50	,119	,409	50	,185	,199	50	,024	,870	50
nomer_17	,253	,076	50	,086	,553	50	,119	,409	50	,240	,094	50	,191	,185	50
nomer_18	,345*	,014	50	,329*	,019	50	,119	,409	50	,161	,263	50	,002	,990	50
nomer_19	,239	,094	50	,098	,497	50	,119	,409	50	,098	,497	50	,227	,112	50
nomer_20	,263	,065	50	,072	,617	50	,119	,409	50	,129	,373	50	,035	,809	50
nomer_21	,274	,054	50	,221	,123	50	,119	,409	50	,037	,799	50	,161	,265	50
nomer_22	,439**	,001	50	,024	,870	50	,119	,409	50	,024	,870	50	,208	,148	50
total_score	,577**	,000	50	,264	,064	50	,119	,409	50	,183	,203	50	,050	,731	50

7:48 PM 9/28/2020

Gambar IV.5 Uji Validasi Kuesioner Pengetahuan

## LAMPIRAN 4 (LANJUTAN)

Pivot Table Correlations

File Edit View Insert Pivot Format Help

**Correlations**

Responden	nomer_14			nomer_15			nomer_16			nomer_17			nomer_18		
	Pearson Correlation	Sig. (2-tailed)	N	Pearson Correlation	Sig. (2-tailed)	N	Pearson Correlation	Sig. (2-tailed)	N	Pearson Correlation	Sig. (2-tailed)	N	Pearson Correlation	Sig. (2-tailed)	N
nomer_1	.233	.104	50	.101	.486	50	.179	.214	50	.058	.690	50	.447	.001	50
nomer_2	.b	.b	50	.b	.b	50	.b	.b	50	.b	.b	50	.b	.b	50
nomer_3	.458**	.001	50	.b	.b	50	-.138	.339	50	-.026	.858	50	.316*	.026	50
nomer_4	.080	.583	50	.b	.b	50	.273	.055	50	.241	.092	50	.010	.945	50
nomer_5	.191	.184	50	.b	.b	50	-.098	.497	50	.306*	.031	50	.106	.462	50
nomer_6	.045	.756	50	.b	.b	50	.231	.107	50	.330*	.019	50	-.006	.969	50
nomer_7	.336*	.017	50	.b	.b	50	.212	.140	50	.274	.054	50	.329*	.020	50
nomer_8	-.176	.221	50	.b	.b	50	-.184	.201	50	-.282*	.047	50	-.167	.248	50
nomer_9	.433**	.002	50	.b	.b	50	.100	.491	50	.253	.076	50	.345*	.014	50
nomer_10	.054	.711	50	.b	.b	50	-.087	.548	50	.086	.553	50	.329*	.019	50
nomer_11	.b	.b	50	.b	.b	50	.b	.b	50	.b	.b	50	.b	.b	50
nomer_12	-.138	.339	50	.b	.b	50	.185	.199	50	.240	.094	50	.161	.263	50
nomer_13	-.119	.410	50	.b	.b	50	.024	.870	50	-.191	.185	50	.002	.990	50
nomer_14	1		50	.b	.b	50	-.138	.339	50	-.026	.858	50	.434**	.002	50
nomer_15	.b	.b	50	.b	.b	50	.b	.b	50	.b	.b	50	.b	.b	50
nomer_16	-.138	.339	50	.b	.b	50	1		50	.240	.094	50	-.007	.963	50
nomer_17	-.026	.858	50	.b	.b	50	.240	.094	50	1		50	.030	.834	50
nomer_18	.434**	.002	50	.b	.b	50	-.007	.963	50	.030	.834	50	1		50
nomer_19	-.156	.279	50	.b	.b	50	-.098	.497	50	.167	.247	50	-.198	.169	50
nomer_20	.222	.122	50	.b	.b	50	.072	.617	50	.014	.925	50	.239	.095	50
nomer_21	.286*	.044	50	.b	.b	50	.037	.799	50	.042	.774	50	.502**	.000	50
nomer_22	.403**	.004	50	.b	.b	50	.172	.233	50	.395**	.005	50	.368**	.009	50
total_score	.548**	.000	50	.b	.b	50	.210	.143	50	.436**	.002	50	.644**	.000	50

**Gambar IV.5 Uji Validasi Kuesioner Pengetahuan**

Pivot Table Correlations

File Edit View Insert Pivot Format Help

Responden	nomer_19			nomer_20			nomer_21			nomer_22			total_score		
	Pearson Correlation	Sig. (2-tailed)	N	Pearson Correlation	Sig. (2-tailed)	N	Pearson Correlation	Sig. (2-tailed)	N	Pearson Correlation	Sig. (2-tailed)	N	Pearson Correlation	Sig. (2-tailed)	N
nomer_1	.261	.067	50	-.129	.374	50	-.402**	.004	50	.038	.796	50	-.198	.169	50
nomer_2	-.084	.561	50	.349*	.013	50	.295*	.038	50	.274	.054	50	.419**	.002	50
nomer_3	.b	.b	50	.b	.b	50	.b	.b	50	.b	.b	50	.b	.b	50
nomer_4	-.156	.279	50	.222	.122	50	.286*	.044	50	.403**	.004	50	.434**	.002	50
nomer_5	-.145	.313	50	.256	.073	50	.191	.184	50	.144	.317	50	.391**	.005	50
nomer_6	.111	.442	50	.218	.128	50	.167	.247	50	.227	.112	50	.512**	.000	50
nomer_7	.124	.392	50	.117	.419	50	-.021	.887	50	.309*	.029	50	.319*	.024	50
nomer_8	.099	.496	50	.083	.567	50	.253	.076	50	.154	.285	50	.442**	.001	50
nomer_9	-.208	.147	50	.092	.524	50	-.200	.163	50	-.307*	.030	50	-.248	.083	50
nomer_10	-.239	.094	50	.263	.065	50	.274	.054	50	.439**	.001	50	.577**	.000	50
nomer_11	-.098	.497	50	.072	.617	50	.221	.123	50	.024	.870	50	.264	.064	50
nomer_12	.b	.b	50	.b	.b	50	.b	.b	50	.b	.b	50	.b	.b	50
nomer_13	-.098	.497	50	-.129	.373	50	.037	.799	50	.024	.870	50	.183	.203	50
nomer_14	.227	.112	50	.035	.809	50	-.161	.265	50	-.208	.148	50	-.050	.731	50
nomer_15	-.156	.279	50	.222	.122	50	.286*	.044	50	.403**	.004	50	.548**	.000	50
nomer_16	.b	.b	50	.b	.b	50	.b	.b	50	.b	.b	50	.b	.b	50
nomer_17	-.098	.497	50	.072	.617	50	.037	.799	50	.172	.233	50	.210	.143	50
nomer_18	.167	.247	50	.014	.925	50	.042	.774	50	.395**	.005	50	.436**	.002	50
nomer_19	1		50	-.145	.313	50	-.167	.247	50	-.308*	.030	50	-.098	.501	50
nomer_20	-.145	.313	50	1		50	.055	.707	50	.144	.317	50	.471**	.001	50
nomer_21	-.167	.247	50	.055	.707	50	1		50	.241	.092	50	.512**	.000	50
nomer_22	-.308*	.030	50	.144	.317	50	.241	.092	50	1		50	.610**	.000	50
total_score	-.098	.501	50	.471**	.001	50	.512**	.000	50	.610**	.000	50	1		50

**Gambar IV.5 Uji Validasi Kuesioner Pengetahuan**

## LAMPIRAN 4 (LANJUTAN)

Pivot Table Correlations

File Edit View Insert Pivot Format Help

**Correlations**

	NAMA_RESPONDEN			NOMER_1			NOMER_2			NOMER_3			NOMER_4	
	Pearson Correlation	Sig. (2-tailed)	N	Pearson Correlation	Sig. (2-tailed)	N	Pearson Correlation	Sig. (2-tailed)	N	Pearson Correlation	Sig. (2-tailed)	N	Pearson Correlation	Sig. (2-tailed)
NAMA_RESPONDEN	1		50	-.019	,896	50	,186	,196	50	,006	,968	50	-.184	,201
NOMER_1	-.019	,896	50	1		50	-.048	,743	50	-.014	,925	50	-.089	,538
NOMER_2	,186	,196	50	-.048	,743	50	1		50	,036	,802	50	,089	,538
NOMER_3	,006	,968	50	-.014	,925	50	,036	,802	50	1		50	-.060	,681
NOMER_4	-.184	,201	50	-.089	,538	50	,089	,538	50	-.060	,681	50	1	
NOMER_5	. <sup>a</sup>	.	50	. <sup>a</sup>	.	50	. <sup>a</sup>	.	50	. <sup>a</sup>	.	50	. <sup>a</sup>	.
NOMER_6	-.192	,182	50	,048	,743	50	-.048	,743	50	-.127	,378	50	-.312 <sup>*</sup>	,028
NOMER_7	-.071	,626	50	,189	,188	50	,089	,538	50	-.060	,681	50	-.042	,774
NOMER_8	,059	,682	50	-.065	,651	50	,019	,897	50	-.021	,883	50	,079	,587
NOMER_9	-.088	,541	50	,181	,208	50	-.203	,157	50	,047	,744	50	,033	,820
NOMER_10	,007	,961	50	-.089	,538	50	-.134	,355	50	-.060	,681	50	-.042	,774
NOMER_11	-.005	,972	50	,273	,055	50	-.032	,824	50	,068	,641	50	-.060	,678
NOMER_12	-.215	,135	50	-.129	,373	50	-.032	,824	50	,221	,123	50	-.060	,678
NOMER_13	-.141	,327	50	,189	,188	50	-.134	,355	50	-.272	,056	50	-.042	,774
NOMER_14	-.243	,088	50	,190	,185	50	-.048	,743	50	,218	,128	50	-.134	,355
NOMER_15	,125	,388	50	,190	,185	50	,167	,247	50	,127	,378	50	-.189	,188
NOMER_16	,107	,458	50	,072	,617	50	,129	,373	50	,221	,123	50	-.060	,678
NOMER_17	-.035	,811	50	-.145	,313	50	-.218	,128	50	-.028	,848	50	-.068	,639
NOMER_18	,052	,717	50	,214	,136	50	-.117	,420	50	,189	,188	50	-.127	,378
NOMER_19	-.148	,305	50	,273	,055	50	-.035	,716	50	-.091	,531	50	,230	,108
NOMER_20	,078	,589	50	-.053	,716	50	-.053	,808	50	,175	,225	50	-.025	,865
NOMER_21	,368 <sup>**</sup>	,009	50	-.129	,373	50	,290 <sup>*</sup>	,041	50	,221	,123	50	-.060	,678
NOMER_22	,199	,165	50	,273	,055	50	,129	,373	50	-.086	,553	50	-.060	,678
TOTAL_SCORE	,016	,911	50	,443 <sup>**</sup>	,001	50	,165	,252	50	,416 <sup>**</sup>	,003	50	-.067	,645

Windows taskbar: 7:55 PM 9/28/2020

**Gambar IV.6 Uji Validasi Kuesioner Perilaku**

Pivot Table Correlations

File Edit View Insert Pivot Format Help

**Correlations**

	NOMER_5			NOMER_6			NOMER_7			NOMER_8			NOMER_9	
	Pearson Correlation	Sig. (2-tailed)	N	Pearson Correlation	Sig. (2-tailed)	N	Pearson Correlation	Sig. (2-tailed)	N	Pearson Correlation	Sig. (2-tailed)	N	Pearson Correlation	Sig. (2-tailed)
NAMA_RESPONDEN	. <sup>a</sup>	.	50	-.192	,182	50	-.071	,626	50	,059	,682	50	-.088	,541
NOMER_1	. <sup>a</sup>	.	50	,048	,743	50	,189	,188	50	-.065	,651	50	,181	,208
NOMER_2	. <sup>a</sup>	.	50	-.048	,743	50	,089	,538	50	,019	,897	50	-.203	,157
NOMER_3	. <sup>a</sup>	.	50	-.127	,378	50	-.060	,681	50	-.021	,883	50	,047	,744
NOMER_4	. <sup>a</sup>	.	50	-.312 <sup>*</sup>	,028	50	-.042	,774	50	,079	,587	50	,033	,820
NOMER_5	. <sup>a</sup>	.	50	. <sup>a</sup>	.	50	. <sup>a</sup>	.	50	. <sup>a</sup>	.	50	. <sup>a</sup>	.
NOMER_6	. <sup>a</sup>	.	50	1		50	,134	,355	50	-.112	,438	50	,203	,157
NOMER_7	. <sup>a</sup>	.	50	,134	,355	50	1		50	-.140	,332	50	,033	,820
NOMER_8	. <sup>a</sup>	.	50	-.112	,438	50	-.140	,332	50	1		50	-.063	,666
NOMER_9	. <sup>a</sup>	.	50	,203	,157	50	,033	,820	50	-.063	,666	50	1	
NOMER_10	. <sup>a</sup>	.	50	-.134	,355	50	-.042	,774	50	,298 <sup>*</sup>	,036	50	,033	,820
NOMER_11	. <sup>a</sup>	.	50	,193	,179	50	,316 <sup>**</sup>	,025	50	,114	,431	50	,347 <sup>*</sup>	,014
NOMER_12	. <sup>a</sup>	.	50	,032	,824	50	-.060	,678	50	-.202	,159	50	,048	,742
NOMER_13	. <sup>a</sup>	.	50	,134	,355	50	,479 <sup>**</sup>	,000	50	-.140	,332	50	,033	,820
NOMER_14	. <sup>a</sup>	.	50	,048	,743	50	-.134	,355	50	-.168	,242	50	-.115	,427
NOMER_15	. <sup>a</sup>	.	50	,071	,622	50	,089	,538	50	-.168	,242	50	-.071	,625
NOMER_16	. <sup>a</sup>	.	50	,032	,824	50	-.060	,678	50	,114	,431	50	,048	,742
NOMER_17	. <sup>a</sup>	.	50	,218	,128	50	-.068	,639	50	,200	,164	50	-.014	,926
NOMER_18	. <sup>a</sup>	.	50	,019	,893	50	,100	,490	50	,145	,315	50	,011	,840
NOMER_19	. <sup>a</sup>	.	50	,141	,330	50	,230	,108	50	-.176	,221	50	-.020	,893
NOMER_20	. <sup>a</sup>	.	50	,299 <sup>*</sup>	,035	50	-.230	,108	50	,090	,535	50	,101	,484
NOMER_21	. <sup>a</sup>	.	50	-.129	,373	50	-.060	,678	50	,272	,056	50	-.102	,483
NOMER_22	. <sup>a</sup>	.	50	,193	,179	50	-.060	,678	50	-.202	,159	50	-.102	,483
TOTAL_SCORE	. <sup>a</sup>	.	50	,415 <sup>**</sup>	,003	50	,194	,177	50	,170	,238	50	,281 <sup>*</sup>	,048

Windows taskbar: 7:56 PM 9/28/2020

**Gambar IV.6 Uji Validasi Kuesioner Perilaku**



## LAMPIRAN 4 (LANJUTAN)

Pivot Table Correlations

File Edit View Insert Pivot Format Help

Correlations

	NOMER_10			NOMER_11			NOMER_12			NOMER_13			NOMER_14	
	Pearson Correlation	Sig. (2-tailed)	N	Pearson Correlation	Sig. (2-tailed)	N	Pearson Correlation	Sig. (2-tailed)	N	Pearson Correlation	Sig. (2-tailed)	N	Pearson Correlation	Sig. (2-tailed)
NAMA_RESPONDEN	,007	,961	50	-,005	,972	50	-,215	,135	50	-,141	,327	50	-,243	,088
NOMER_1	-,089	,538	50	,273	,055	50	-,129	,373	50	,189	,188	50	,190	,185
NOMER_2	-,134	,355	50	-,032	,824	50	-,032	,824	50	-,134	,355	50	-,048	,743
NOMER_3	-,060	,681	50	,068	,641	50	,221	,123	50	-,272	,056	50	,218	,128
NOMER_4	-,042	,774	50	-,060	,678	50	-,060	,678	50	-,042	,774	50	-,134	,355
NOMER_5	, <sup>a</sup>	.	50	, <sup>a</sup>	.	50	, <sup>a</sup>	.	50	, <sup>a</sup>	.	50	, <sup>a</sup>	.
NOMER_6	,134	,355	50	,193	,179	50	,032	,824	50	,134	,355	50	,048	,743
NOMER_7	-,042	,774	50	,316 <sup>*</sup>	,025	50	-,060	,678	50	,479 <sup>**</sup>	,000	50	-,134	,355
NOMER_8	,296 <sup>*</sup>	,036	50	,114	,431	50	-,202	,159	50	-,140	,332	50	-,168	,242
NOMER_9	,033	,820	50	,347 <sup>**</sup>	,014	50	,048	,742	50	,033	,820	50	-,115	,427
NOMER_10	1		50	-,060	,678	50	-,060	,678	50	-,042	,774	50	-,134	,355
NOMER_11	-,060	,678	50	1		50	-,087	,548	50	,316 <sup>*</sup>	,025	50	-,193	,179
NOMER_12	-,060	,678	50	-,087	,548	50	1		50	-,060	,678	50	,129	,373
NOMER_13	-,042	,774	50	,316 <sup>*</sup>	,025	50	-,060	,678	50	1		50	,089	,538
NOMER_14	-,134	,355	50	-,193	,179	50	,129	,373	50	,089	,538	50	1	
NOMER_15	-,189	,188	50	-,072	,617	50	-,072	,617	50	,089	,538	50	,048	,743
NOMER_16	-,060	,678	50	-,087	,548	50	-,087	,548	50	-,060	,678	50	-,032	,824
NOMER_17	,612 <sup>**</sup>	,000	50	-,098	,497	50	-,098	,497	50	-,068	,639	50	-,218	,128
NOMER_18	,100	,490	50	,144	,317	50	-,184	,201	50	,100	,490	50	-,214	,136
NOMER_19	,025	,865	50	,036	,806	50	,036	,806	50	,025	,865	50	-,229	,110
NOMER_20	,181	,209	50	-,184	,200	50	,113	,435	50	-,230	,108	50	,229	,110
NOMER_21	-,060	,678	50	-,087	,548	50	-,087	,548	50	-,060	,678	50	-,032	,824
NOMER_22	-,060	,678	50	-,087	,548	50	-,087	,548	50	-,060	,678	50	,129	,373
TOTAL_SCORE	,194	,177	50	,280 <sup>*</sup>	,049	50	,017	,909	50	,090	,536	50	,165	,252

Windows taskbar: 7:56 PM 9/28/2020

Gambar IV.6 Uji Validasi Kuesioner Perilaku

Pivot Table Correlations

File Edit View Insert Pivot Format Help

Correlations

	NOMER_15			NOMER_16			NOMER_17			NOMER_18			NOMER_19	
	Pearson Correlation	Sig. (2-tailed)	N	Pearson Correlation	Sig. (2-tailed)	N	Pearson Correlation	Sig. (2-tailed)	N	Pearson Correlation	Sig. (2-tailed)	N	Pearson Correlation	Sig. (2-tailed)
NAMA_RESPONDEN	,125	,388	50	,107	,458	50	-,035	,811	50	,052	,717	50	-,148	,305
NOMER_1	,190	,185	50	,072	,617	50	-,145	,313	50	,214	,136	50	,273	,055
NOMER_2	,167	,247	50	,129	,373	50	-,218	,128	50	-,117	,420	50	-,053	,716
NOMER_3	,127	,378	50	,221	,123	50	-,028	,848	50	,189	,188	50	-,091	,531
NOMER_4	-,189	,188	50	-,060	,678	50	-,068	,639	50	-,127	,378	50	,230	,108
NOMER_5	, <sup>a</sup>	.	50	, <sup>a</sup>	.	50	, <sup>a</sup>	.	50	, <sup>a</sup>	.	50	, <sup>a</sup>	.
NOMER_6	,071	,622	50	,032	,824	50	,218	,128	50	,019	,893	50	,141	,330
NOMER_7	,089	,538	50	-,060	,678	50	-,068	,639	50	,100	,490	50	,230	,108
NOMER_8	-,168	,242	50	,114	,431	50	,200	,164	50	,145	,315	50	-,176	,221
NOMER_9	-,071	,625	50	,048	,742	50	-,014	,926	50	,011	,940	50	-,020	,893
NOMER_10	-,189	,188	50	-,060	,678	50	,612 <sup>**</sup>	,000	50	,100	,490	50	,025	,865
NOMER_11	-,072	,617	50	-,087	,548	50	-,098	,497	50	,144	,317	50	,036	,806
NOMER_12	-,072	,617	50	-,087	,548	50	-,098	,497	50	-,184	,201	50	,036	,806
NOMER_13	,089	,538	50	-,060	,678	50	-,068	,639	50	,100	,490	50	,025	,865
NOMER_14	,048	,743	50	-,032	,824	50	-,218	,128	50	-,214	,136	50	-,229	,110
NOMER_15	1		50	,129	,373	50	-,218	,128	50	-,092	,524	50	,057	,693
NOMER_16	,129	,373	50	1		50	,147	,307	50	-,020	,892	50	,036	,806
NOMER_17	-,218	,128	50	,147	,307	50	1		50	,386 <sup>**</sup>	,006	50	-,027	,853
NOMER_18	-,092	,524	50	-,020	,892	50	,386 <sup>**</sup>	,006	50	1		50	-,014	,921
NOMER_19	,057	,693	50	,036	,806	50	-,027	,853	50	-,014	,921	50	1	
NOMER_20	-,057	,693	50	,113	,435	50	,161	,264	50	,104	,472	50	,055	,703
NOMER_21	,129	,373	50	-,087	,548	50	-,098	,497	50	,144	,317	50	-,261	,067
NOMER_22	,129	,373	50	,185	,199	50	-,098	,497	50	-,020	,892	50	,184	,200
TOTAL_SCORE	,198	,167	50	,318 <sup>**</sup>	,024	50	,198	,169	50	,365 <sup>**</sup>	,009	50	,245	,086

Windows taskbar: 7:56 PM 9/28/2020

Gambar IV.6 Uji Validasi Kuesioner Perilaku

## LAMPIRAN 4 (LANJUTAN)

Pivot Table Correlations

File Edit View Insert Pivot Format Help

Correlations

	NOMER_19			NOMER_20			NOMER_21			NOMER_22			TOTAL_SCORE		
	n	Sig. (2-tailed)	N	Pearson Correlation	Sig. (2-tailed)	N	Pearson Correlation	Sig. (2-tailed)	N	Pearson Correlation	Sig. (2-tailed)	N	Pearson Correlation	Sig. (2-tailed)	N
NAMA_RESPONDEN	148	,305	50	,078	,589	50	,368**	,009	50	,199	,165	50	,016	,911	50
NOMER_1	273	,055	50	-,053	,716	50	-,129	,373	50	,273	,055	50	,443**	,001	50
NOMER_2	353	,716	50	-,035	,808	50	,290*	,041	50	,129	,373	50	,165	,252	50
NOMER_3	391	,531	50	,175	,225	50	,221	,123	50	-,086	,553	50	,416**	,003	50
NOMER_4	230	,108	50	-,025	,865	50	-,060	,678	50	-,060	,678	50	-,067	,645	50
NOMER_5	1	.	50	.	.	50	.	.	50	.	.	50	.	.	50
NOMER_6	141	,330	50	,299*	,035	50	-,129	,373	50	,193	,179	50	,415**	,003	50
NOMER_7	230	,108	50	-,230	,108	50	-,060	,678	50	-,060	,678	50	,194	,177	50
NOMER_8	176	,221	50	,090	,535	50	,272	,056	50	-,202	,159	50	,170	,236	50
NOMER_9	220	,893	50	,101	,484	50	-,102	,483	50	-,102	,483	50	,281*	,048	50
NOMER_10	225	,865	50	,181	,209	50	-,060	,678	50	-,060	,678	50	,194	,177	50
NOMER_11	236	,806	50	-,184	,200	50	-,087	,548	50	-,087	,548	50	,280*	,049	50
NOMER_12	236	,806	50	,113	,435	50	-,087	,548	50	-,087	,548	50	,017	,909	50
NOMER_13	225	,865	50	-,230	,108	50	-,060	,678	50	-,060	,678	50	,090	,536	50
NOMER_14	229	,110	50	,229	,110	50	-,032	,824	50	,129	,373	50	,165	,252	50
NOMER_15	257	,693	50	-,057	,693	50	,129	,373	50	,129	,373	50	,198	,167	50
NOMER_16	236	,806	50	,113	,435	50	-,087	,548	50	,185	,199	50	,318*	,024	50
NOMER_17	227	,853	50	,161	,264	50	-,098	,497	50	-,098	,497	50	,198	,169	50
NOMER_18	214	,921	50	,104	,472	50	,144	,317	50	-,020	,892	50	,365**	,009	50
NOMER_19	1	.	50	,055	,703	50	-,261	,067	50	,184	,200	50	,245	,086	50
NOMER_20	255	,703	50	1	.	50	,261	,067	50	,113	,435	50	,537**	,000	50
NOMER_21	261	,067	50	,261	,067	50	1	.	50	-,087	,548	50	,205	,153	50
NOMER_22	184	,200	50	,113	,435	50	-,087	,548	50	1	.	50	,243	,090	50
TOTAL_SCORE	245	,086	50	,537**	,000	50	,205	,153	50	,243	,090	50	1	.	50

7:56 PM 9/28/2020

Gambar IV.6 Uji Validasi Kuesioner Perilaku

## LAMPIRAN 5

UJI KORELASI *SPEARMAN RHO*

Tabel V.16 Uji Korelasi Spearman Rho

		<b>Correlations</b>		
		PENGETAHUAN	PERILAKU	
Spearman's rho	PENGETAHUAN	Correlation Coefficient	1.000	-.388**
		Sig. (2-tailed)	.	.000
		N	141	141
	PERILAKU	Correlation Coefficient	-.388**	1.000
		Sig. (2-tailed)	.000	.
		N	141	141

### DAFTAR RIWAYAT HIDUP



Nama : Ilham Oktafian K  
 Tempat Tanggal Lahir : Tasikmalaya, 25 Oktober 1997  
 Alamat : Jl. Cikalang Tengah, Tasikmalaya  
 Agama : Islam  
 Kewarganegaraan : WNI  
 Status Pendidikan : Sarjana  
 Email : [ilhamsoak12@gmail.com](mailto:ilhamsoak12@gmail.com)  
 Nomor Handphone : 083827286229  
 Keahlian : Farmakologi

### RIWAYAT PENDIDIKAN

Jenjang Pendidikan	Nama Sekolah/ Perguruan Tinggi	Tahun Masuk	Tahun Lulus
SD	SDN Babakan Goyang	2004	2010
SMP	SMPN Amanah	2010	2013
SMA	SMA Amanah	2013	2016
Sarjana	Universitas Garut	2016	2020