

DAFTAR PUSTAKA

1. American Diabetes Association. Diagnosis and Classification of Diabetes Mellitus. *Diabetes Care*. 2014;37(January):81–90.
2. Esposito, Katherine, Chiodini, Paolo, Capuano, Annalisa et al. Basal Supplementation of Insulin Lispro Protamine Suspension Versus Insulin Glargine and Detemir for Type 2 Diabetes. *Diabetes Care*. 2012;35:2698–2705.
3. Juwita L, Febrina W. Model Pengendalian Kadar Gula Darah Penderita. *Endurance* [Internet]. 2018;3(1):102–11. Tersedia pada: <http://ejournal.ildikti10.id/index.php/endurance/article/view/2768/0>
4. Tresnawati W, Saputri FA, Farmasi F, Padjajaran U. Review: Analisis Penentuan Glibenklamid Dalam Pharmaceutical Dosage Forms. *Farmaka* [Internet]. 2016;14(1):232–45. Tersedia pada: <http://jurnal.unpad.ac.id/farmaka/article/view/10840>
5. Pozza LLG. Glibenclamide: an old drug with a novel mechanism of action? *Acta Diabetol*. 1997;34:239–44.
6. Ncube S, Mzukisi L. Solid phase extraction technique as a general field of application of molecularly imprinted polymer materials [Internet]. 1 ed. Vol. 86, *Mip Synthesis, Characteristics and Analytical Application*. Elsevier B.V.; 2019. 41–76 hal. Tersedia pada: <http://dx.doi.org/10.1016/bs.coac.2019.05.001>
7. Lakshmi KS, Rajesh T. Development and Validation of RP-HPLC Method for Simultaneous Determination of Glipizide, Rosiglitazone, Pioglitazone, Glibenclamide and Glimepiride in Pharmaceutical Dosage Forms and Human Plasma. *J Iran Chem Soc*. 2011;8(1):31–7.
8. Haq N, Alanazi F, Alsarra IA, Shakeel F. Rapid Analysis of Glibenclamide Using an Environmentally Benign Stability- Indicating RP-HPLC Method. *Iran J Pharm Res*. 2014;13(3):863–72.
9. Abu F, David V, Medvedovici A, Georgit C. Determination of glibenclamide in human plasma by liquid chromatography and atmospheric pressure chemical ionization / MS-MS detection. *J Chromatogr B*. 2007;846:222–9.

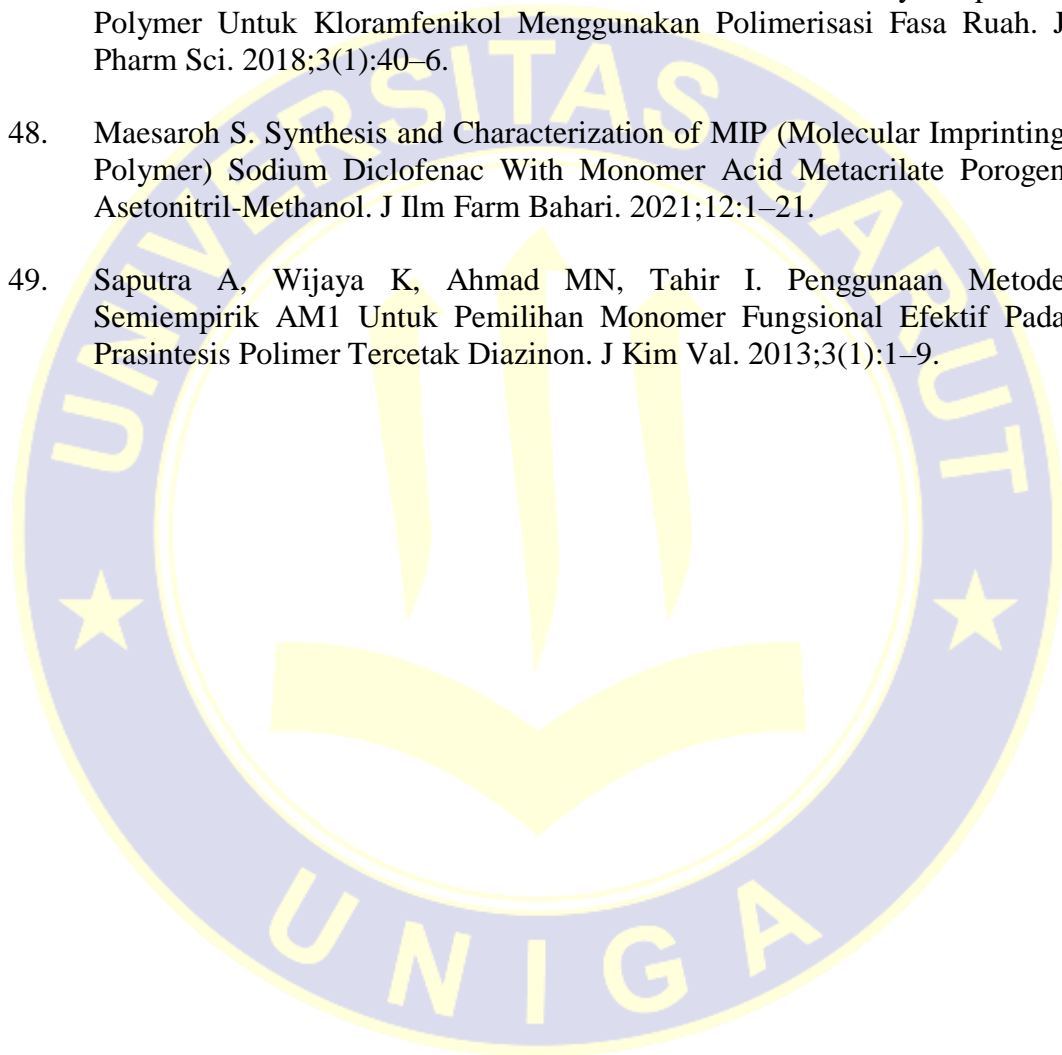
10. Fillaeli A, Jurusan M, Kimia P, Uny F. Pengembangan instrumen pendukung identifikasi protein berbasis molecularly imprinted polymer melalui imprinted PMAA-BSA molecularly imprinted polymer with imprinted PMAA-BSA). *J Sains Dasar*. 2013;2(1):1–6.
11. Vasapollo G, Sole R Del, Mergola L, Lazzoi MR, Scardino A, Scorrano S, et al. Molecularly Imprinted Polymers : Present and Future Prospective. *Int J Mol Sci*. 2011;12:5908–45.
12. Hasanah AN, Kartasasmita RE, Ibrahim S. Sintesis Sorbent Ekstraksi Fase Padat dengan Teknik Molecular Imprinting dengan Monomer Akrilamid untuk Ekstraksi Glibenklamid dari Serum Darah. *J Farm Indones*. 2015;7(4):233–41.
13. Tristi J, Muchtaridi M, Farmasi F, Padjadjaran U, Polymers MI, Ruah P. Review: Molecularly Imprinted Polymer (MIP) Untuk Isolasi Atenolol Dalam Sampel Biologis. *Farmaka*. 2018;16:304–15.
14. Hasanah AN, Soni D, Pratiwi R, Rahayu D, Megantara S. Synthesis of Diazepam-Imprinted Polymers with Two Functional Monomers in Chloroform Using a Bulk Polymerization Method. *Hindawi*. 2020;2020.
15. Afifah MN, Wicaksono IA, Farmasi F, Padjadjaran U. Artikel Tinjauan : Pengaruh Monomer Asam Metakrilat Terhadap Berbagai Template Pada Molecular Imprinted Solid Phase Extraction. *Farmaka*. 2018;16:298–310.
16. Asni, Neli Kartika MMS. Pengaruh Jumlah Crosslinker Terhadap Persen Ekstraksi Pada Sintesis Molecular Imprinted Polymer Sebagai Adsorben Untuk Kloramfenikol. *J Chem*. 2020;9(3):179–88.
17. Cormack PAG, Elorza AZ. Molecularly imprinted polymers : synthesis and characterisation. *J Chromatogr B*. 2004;804:173–82.
18. Baroroh F, Aznam N, Susanti H. Uji Efek Antihiperlipidemik Ekstrak Etanol Daun Kacapiring (*Gardenia augusta* , Merr) Pada Tikus Putih Jantan Galur Wistar. *J Ilm Kefarmasian*. 2011;1(No.1):43–53.
19. Departemen Kesehatan Republik Indonesia. *Farmakope III*. Departemen Kesehatan Republik Indonesia; 1995.
20. Astuti NMW. Solid Phase Extraction (SPE). *J Farm Udayana*. 2016;
21. Watson DG. *Pharmaceutical Analysis - A Textbook for Pharm Students and Pharmaceutical Chemists*. 1 ed. London: Harcourt Publisher Limited; 1999. 1–338 hal.

22. Saylan, Yeseren, Semra Akgönüllü, Handan Yavuz, Serhat Ünal AD. Molecularly Imprinted Polymer Based Sensors for Medical Applications. *Sensors*. 2019;19:1–19.
23. Hasanah AN. Molekular Imprinting Polimer Sebagai “Antibody Mimic” dalam Pengujian Klinik. *Maj Farmasetika*. 2016;1(2):4–6.
24. Suherman, Meilia, Hasanah AN. Molekular Imprinting Polimer Untuk Pengujian Atenolol Dalam Cairan Biologis : Review Jurnal. *Farmaka*. 2017;15(3):56–72.
25. Alvarez-Lorenzo C CA. *Handbook of Molecularly Imprinted Polymers*. Shrewsbury, U.K. : Smithers Rapra Publishing; 2013.
26. Walsh R. Development and characterisation of molecularly imprinted suspension polymers. *Pharm Mol Biotechnol Res Cent*. 2010;(June):1–267.
27. Pardo A, Josse T, Mespouille L, Blankert B, Duez P. Synthesis of Quercetin-imprinted Polymer Spherical Particles with Improved Ability to Capture Quercetin Analogues. *Phytochem Anal*. 2017;(February 2016):289–96.
28. Soni D, Hasanah AN, Mutakin. Selection of Functional Monomers on Diazepam Molecularly Imprinted Polymer (MIP) with Computational Techniques Pemilihan Monomer Fungsional pada Molecularly Imprinted Polymer (MIP) Diazepam dengan Teknik Komputasi. *J Farm Bahari*. 2018;9(No 2):1–15.
29. Yan H, Row KH. Characteristic and Synthetic Approach of Molecularly Imprinted Polymer. *Int J Mol Sci*. 2006;7:155–78.
30. Yungerman I, Srebnik S. Factors Contributing to Binding-Site Imperfections in Imprinted Polymers. *Chem Mater*. 2006;18(5):657–63.
31. Wloch, Marcin, Datta J. Synthesis and polymerisation techniques of molecularly imprinted polymers. *Compr Anal Chem*. 2019;86.
32. Rohman A. *Kimia Farmasi Analisis*. Jakarta: Pustaka Pelajar; 2007.
33. Rahmatia TU. Metode SPE (Solid Phase Extraction) Sebagai Alternatif Terbaru Dalam Analisis dan Pemurnian Senyawa Obat. *Farmaka*. 2016;14:151–71.
34. Komalasari, Nensa, Shendi Suryana DS. Review: Kajian Sintesis Molecular Imprinted Polymer (MIP) Untuk Penentuan Antibiotik Androgenik Steroid. *FITOFARMAKA J Ilm Farm*. 2021;11(1):1–11.

35. Pitaloka I, Destiani DP, Farmasi F, Padjadjaran U, Farmasi F, Padjadjaran U, et al. Molecular Imprinting Solid Phase Extraction Monomer Asam Metakrilat (MAA) Metode Ruah dan Endapan. *Farmaka*. 2017;15:53–69.
36. Akhib A, Yaqin A, Mahatmanti FW, Sulistyaningsih T, Nurcahyo B. Penentuan Nilai LoD dan LoQ pada Pengujian Metanol dalam Miras Oplosan Menggunakan Gas Chromatography dengan Variasi Metode. *Indones J Chem Sci*. 2019;8(3).
37. Hasanah AN, Martha PA, Saptarini NM, Aryanti AD. Optimasi Kondisi Pemisahan Glibenklamid Kombinasi Metformin dengan KCKT-SPE MIP Akrilamid. *J Sains dan Teknol Farm Indones*. 2016;3(2):38–46.
38. Tavousi A, Ahmadi S, Zohrabi P. Polypyrrole-modified magnetic nanoparticles and high-performance liquid chromatography for determination of glibenclamide from biological fluids. *Inst Eng Technol*. 2019;13(5):47–53.
39. González O, María M, Blanco E, Rico E. Efficient Method Development and Validation for the Determination of Cardiovascular Drugs in Human Plasma by SPE – UHPLC – PDA – FLD. *Chromatographia*. 2017;
40. Lahsini R. Preparation and application of a molecularly imprinted polymer for determination of glibenclamide residues. *Acta Pharm*. 2013;63:265–75.
41. Hasanah AN, Pessagno F, Kartasasmita RE, Ibrahim S, Manesiotis P. Tetrabutylammonium methacrylate as a novel receptor for selective extraction of sulphonylurea drugs from biological fluids using molecular imprinting. *J Mater Chem B*. 2015;8577–83.
42. Rohayati A, Hasanah AN, Saptarini NM, Aryanti AD, Farmasi F, Padjadjaran U, et al. Optimasi Kondisi Pemisahan Glibenklamid Kombinasi Metformin dalam Plasma Darah Menggunakan KCKT. *Indones J Pharm Sci Technol*. 2015;2(3):96–104.
43. Wang, Liyan, Zhiqiang Wang, Xi Zhang JS. A new approach for the fabrication of an alternating multilayer film of poly(4-vinylpyridine) and poly(acrylic acid) based on hydrogen bonding. *Macromol Rapid Commun*. 1997;18:509–14.
44. Pan H, Lee W. Synthesis of Molecularly Imprinted Polymer and its Molecular Recognition Properties of N -Acetylneuraminic Acid. *E-Journal Chem*. 2007;4(4):611–9.
45. Afgani AQ, Destiani DP, Farmasi F, Padjadjaran U. Review Artikel: Pengaruh Polaritas Porogen Pada Sintesis Molecularly Imprinted Polymer

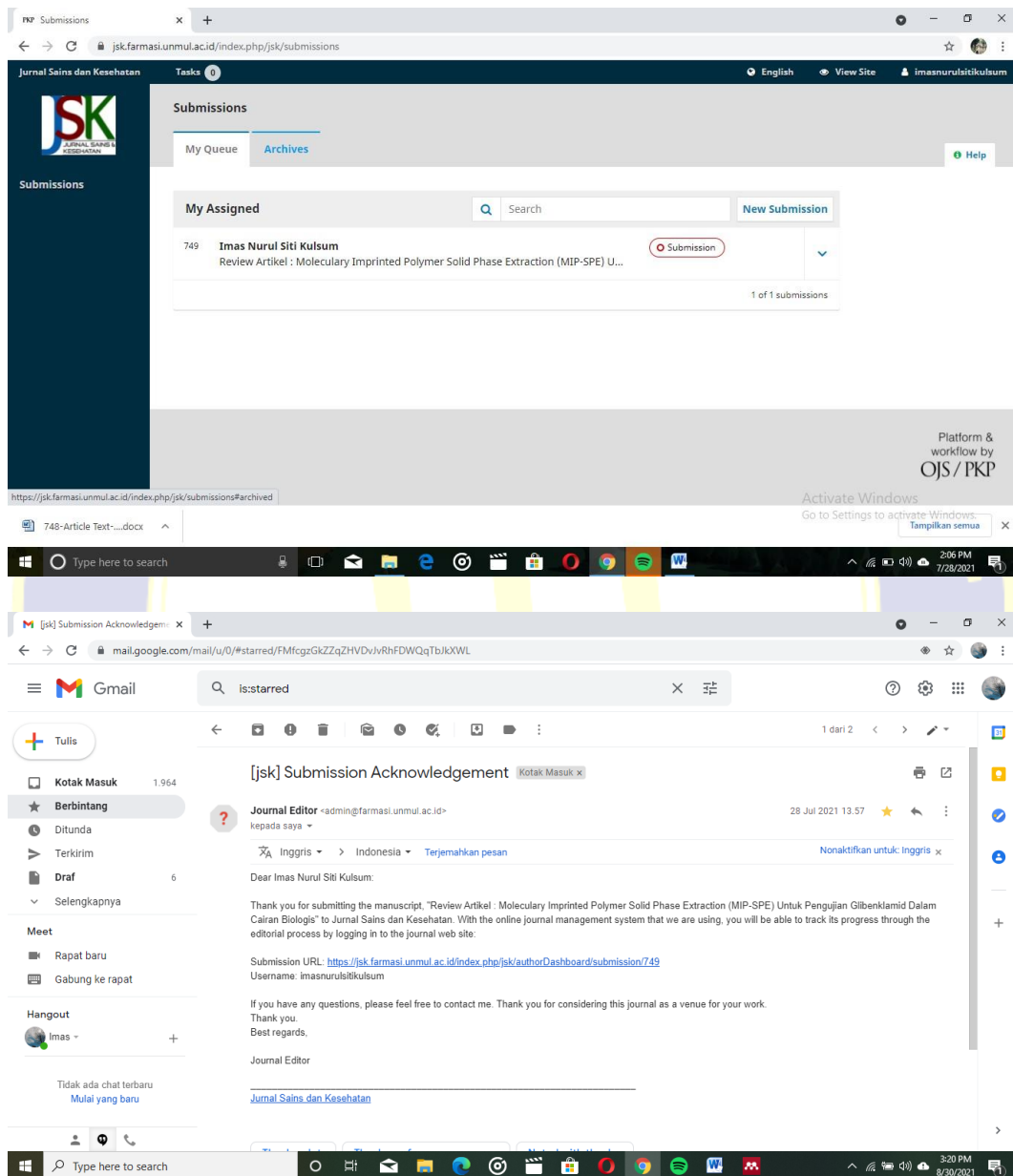
(MIP). *Farmaka*. 16:224–33.

46. Kiswandono, Agung Abadi, Supriyatno, Aang Nuryaman, Dwi Siswanta, Nurul Hidayat Aprilita SJuS. Sintesis dan Uji Kemampuan Senyawa Co-EEGDMA Sebagai Senyawa Pembawa Pada Transport Fenol Menggunakan Metode Polymer Inclusion Membrane. *J Penelit Sainstek*. 2017;22(2):114–25.
47. Chrisnandari RD. Sintesis dan Karakterisasi Molecularly Imprinted Polymer Untuk Kloramfenikol Menggunakan Polimerisasi Fasa Ruah. *J Pharm Sci*. 2018;3(1):40–6.
48. Maesaroh S. Synthesis and Characterization of MIP (Molecular Imprinting Polymer) Sodium Diclofenac With Monomer Acid Metacrilate Porogen Asetonitril-Methanol. *J Ilm Farm Bahari*. 2021;12:1–21.
49. Saputra A, Wijaya K, Ahmad MN, Tahir I. Penggunaan Metode Semiempirik AM1 Untuk Pemilihan Monomer Fungsional Efektif Pada Prasintesis Polimer Tercetak Diazinon. *J Kim Val*. 2013;3(1):1–9.



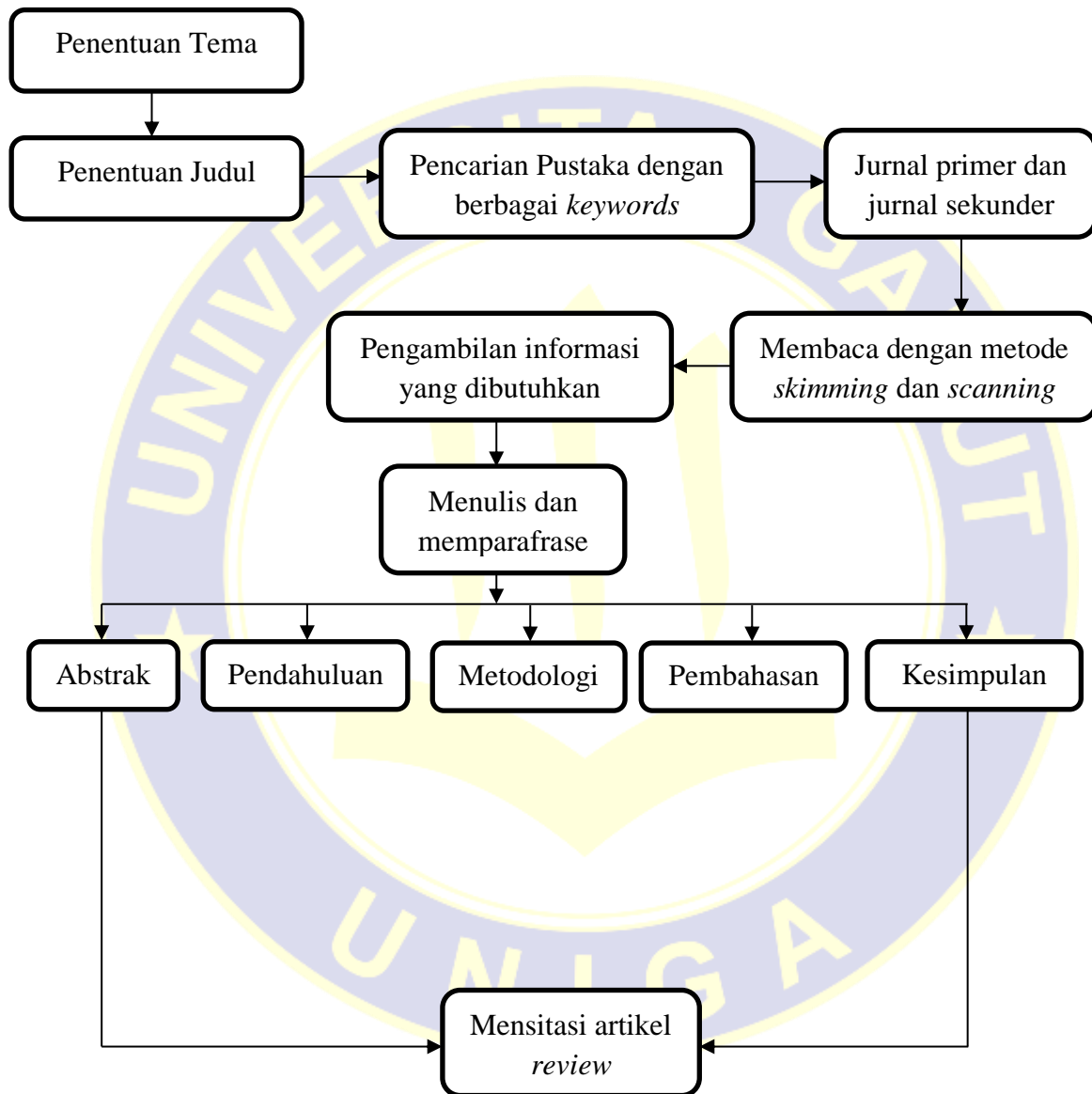
LAMPIRAN 1

BUKTI *SUBMIT*



Gambar I.1 *Submit* jurnal

LAMPIRAN 2

SKEMA PEMBUATAN *REVIEW* ARTIKELGambar II.1 Skema pembuatan *review* artikel