

## DAFTAR PUSTAKA

1. Muntikah, Razak M. ilmu teknologi pangan. Kementrian Kesehat Republik Indones. 2017;
2. BPOM. Laporan Tahunan Pusat Data dan Informasi Obat dan Makanan Tahun 2019. *J Chem Inf Model*. 2019;53(9):1689–99.
3. Yulianti CH. Analisis Pengaruh Suhu Simulan Pangan terhadap migrasi formalin dari piring melamin. *J Pharm Sci*. 2020;5(2):73–9.
4. Roland RM, Bhawani SA, Wahi R, Ibrahim MNM. Synthesis, characterization, and application of molecular imprinting polymer for extraction of melamine from spiked milk, water, and blood serum. *J Liq Chromatogr Relat Technol [Internet]*. 2020;43(3–4):94–105. Available from: <https://doi.org/10.1080/10826076.2019.1672077>
5. Nurhamidah N, Marinda P, Koryanti E. Pembuatan Molecularly Imprinted Polymer (Mip) Melamin Menggunakan Metode Cooling-Heating. *Pros Semin Nas Fis SNF2017*. 2017;VI:SNF2017-MPS-45-SNF2017-MPS-50.
6. Rachmawati S, Pm W, Besar B, Veteriner P, Martadinata JRE. Kadar Melamin pada Produk Berbahan Susu dan Susu Bubuk yang Dianalisis secara Liquid Chromatography Mass Spectrometry ( LC-MS ). *Jitv*. 2013;18(1):63–9.
7. Budi P. BIOSYNTHESIS OF SILVER NANOPARTICLES USING KETAPANG LEAF EXTRACT , MODIFICATION WITH p-COUMARIC ACID FOR DETECTING MELAMINE Biosintesis

- Nanopartikel Perak menggunakan Ekstrak Daun Ketapang , Modifikasi dengan Asam p- kumarat untuk Aplikasi Deteksi Melami. *Indones J Chem Sci.* 2017;4(2):367–72.
8. Schroeder G. Molecularly imprinted polymers as adsorbents in mass spectrometry techniques. 2019;1–42.
  9. Skinner CG, Thomas JD, Osterloh JD. Melamine toxicity. *J Med Toxicol.* 2010;6(1):50–5.
  10. Li Q, Song P, Wen J. Melamine and food safety: a 10-year review. *Curr Opin Food Sci.* 2019;30:79–84.
  11. Tyan YC, Yang MH, Jong S Bin, Wang CK, Shiea J. Melamine contamination. *Anal Bioanal Chem.* 2009;395(3):729–35.
  12. Hashemi M, Nazari Z. Preparation of molecularly imprinted polymer based on the magnetic multiwalled carbon nanotubes for selective separation and spectrophotometric determination of melamine in milk samples. *J Food Compos Anal [Internet].* 2018;69(April 2017):98–106. Available from: <https://doi.org/10.1016/j.jfca.2018.02.010>
  13. Wen JG, Liu XJ, Wang ZM, Li TF, Wahlqvist ML. Melamine-contaminated milk formula and its impact on children. *Asia Pac J Clin Nutr.* 2016;25(4):697–705.
  14. Gholami H, Arabi M, Ghaedi M, Ostovan A, Bagheri AR. Column packing elimination in matrix solid phase dispersion by using water compatible magnetic molecularly imprinted polymer for recognition of melamine from milk samples. *J Chromatogr A [Internet].* 2019;1594:13–22. Available from:

<https://doi.org/10.1016/j.chroma.2019.02.015>




15. Saylan Y, Akgönüllü S, Yavuz H, Ünal S, Denizli A. Molecularly imprinted polymer based sensors for medical applications. *Sensors (Switzerland)*. 2019;19(6).
16. Turiel E, Esteban AM. Molecularly imprinted polymers [Internet]. *Solid-Phase Extraction*. Elsevier Inc.; 2019. 215–233 p. Available from: <http://dx.doi.org/10.1016/B978-0-12-816906-3.00008-X>
17. Martín-Esteban A. Molecularly-imprinted polymers as a versatile, highly selective tool in sample preparation. *TrAC - Trends Anal Chem*. 2013;45(1):169–81.
18. Yan H, Kyung HR. Characteristic and synthetic approach of molecularly imprinted polymer. *Int J Mol Sci*. 2006;7(5–6):155–78.
19. Vasapollo G, Sole R Del, Mergola L, Lazzoi MR, Scardino A, Scorrano S, et al. Molecularly imprinted polymers: Present and future prospective. *Int J Mol Sci*. 2011;12(9):5908–45.
20. Yusof NA, Rahman SKA, Hussein MZ, Ibrahim NA. Preparation and characterization of molecularly imprinted polymer as SPE sorbent for melamine isolation. *Polymers (Basel)*. 2013;5(4):1215–28.
21. Ge X, Wu X, Wang J, Liang S, Sun H. Highly sensitive determination of cyromazine, melamine, and their metabolites in milk by molecularly imprinted solid-phase extraction combined with ultra-performance liquid chromatography. *J Dairy Sci [Internet]*. 2015;98(4):2161–71. Available from: <http://dx.doi.org/10.3168/jds.2014-8793>

22. Liu J, Song H, Liu J, Liu Y, Li L, Tang H, et al. Preparation of molecularly imprinted polymer with double templates for rapid simultaneous determination of melamine and dicyandiamide in dairy products. *Talanta*. 2015;134:761–7.
23. Zhou Q, Tan XC, Guo XJ, Huang YJ, Zhai HY. Preparation and characterization of molecularly imprinted solid-phase extraction column coupled with high-performance liquid chromatography for selective determination of melamine. *R Soc Open Sci*. 2018;5(9).
24. Ge J, Zhao LW, Liu CY, Jiang S, Lee PW, Liu F. Rapid determination of melamine in soil and strawberry by liquid chromatography-tandem mass spectrometry. *Food Control* [Internet]. 2011;22(10):1629–33. Available from: <http://dx.doi.org/10.1016/j.foodcont.2011.03.020>
25. Jawaid S, Talpur FN, Sherazi STH, Nizamani SM, Khaskheli AA. Rapid detection of melamine adulteration in dairy milk by SB-ATR-Fourier transform infrared spectroscopy. *Food Chem* [Internet]. 2013;141(3):3066–71. Available from: <http://dx.doi.org/10.1016/j.foodchem.2013.05.106>
26. Giovannozzi AM, Rolle F, Segal M, Abete MC, Marchis D, Rossi AM. Rapid and sensitive detection of melamine in milk with gold nanoparticles by Surface Enhanced Raman Scattering. *Food Chem* [Internet]. 2014;159:250–6. Available from: <http://dx.doi.org/10.1016/j.foodchem.2014.03.013>
27. Finete V de LM, Gouvêa MM, Marques FF de C, Pereira Netto AD. Validation of a method of high performance liquid chromatography with

- fluorescence detection for melamine determination in UHT whole bovine milk. *Food Control*. 2015;51:402–7.
28. Inamuddin, Kanchi S. One-pot biosynthesis of silver nanoparticle using *Colocasia esculenta* extract: Colorimetric detection of melamine in biological samples. *J Photochem Photobiol A Chem* [Internet]. 2019;391(December 2019):112310. Available from: <https://doi.org/10.1016/j.jphotochem.2019.112310>
29. Huang C, Lu F, Xu K, Ding G, You L, Wang J, et al. Synthesis of magnetic polyphosphazene-Ag composite particles as surface enhanced Raman spectroscopy substrates for the detection of melamine. *Chinese Chem Lett*. 2019;30(12):2009–12.
30. Chutrtong J, Chutrtong W. Simple Method for Monitoring Melamine in Food by Ion Pair Chromatography. *Procedia Manuf* [Internet]. 2019;32:1000–7. Available from: <https://doi.org/10.1016/j.promfg.2019.02.314>
31. El-Shahawi MS, Khraibah NH. Development of a highly sensitive voltametric sensor for trace determination of melamine residues in milk and water samples. *Microchem J* [Internet]. 2020;157(May):105087. Available from: <https://doi.org/10.1016/j.microc.2020.105087>

# LAMPIRAN 1

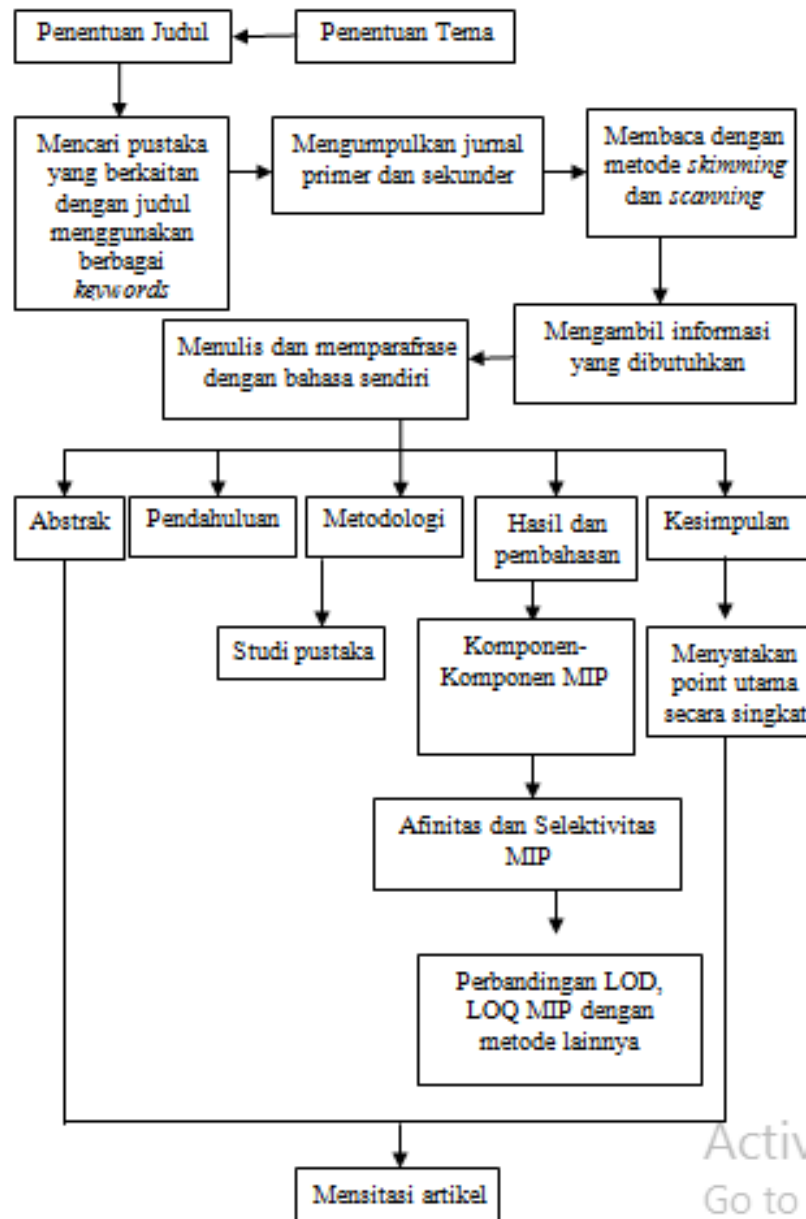
## BUKTI PENERIMAAN JURNAL

 <b>unimma</b> Universitas Muhammadiyah Magelang	<b>Fakultas Ilmu Kesehatan</b> Prodi Ilmu Keperawatan (S1) - Prodi Keperawatan (D3) Prodi Farmasi (S1) - Prodi Farmasi (D3) - Profesi Ners	
بِسْمِ اللّٰهِ الرَّحْمٰنِ الرَّحِیْمِ		
<b>EDITOR REVIEW FORM</b> <b>JURNAL FARMASI SAINS &amp; PRAKTIS</b>		
<b>1. Author Profile</b>		
a. Author Name	: Ratna	
b. Affiliation	: Universitas Garut	
c. Manuscript ID	: 17450-1	
<b>2. Administrative Screening</b>		
<b>Title: REVIEW : PENERAPAN METODE Molecularly Imprinted Polymers (MIP) DALAM MENDETEKSI ADANYA KONTAMINAN MELAMIN PADA PANGAN</b>		
<b>Indicators</b>	<b>Availability</b>	
Availability of Cover Letter	Not Available	
Availability of Copyright Transfer Form	Not Available	
Availability of Ethical Clearance	Not Required	
Percent of Similarity Index	9%	
<b>3. Content Screening</b>		
<b>Indicators</b>	<b>Score</b>	
1. Relevance: conformity with the aims and scope of this journal.	4 (Relevant)	
2. Novelty: (1) paper gives new ideas, (2) derivations, (3) applications that has been not studied before or little or not in depth-studied, (4) identify research gaps.	3 (fulfills 2 or 3 out of 4 components)	
3. Methods: (1) appropriateness of methods, (2) the accuracy of assumptions and/or estimates used, (3) description of equipment and limitations, (4) experimental steps.	3 (fulfills 2 or 3 out of 4 components)	
4. Results and discussion: (1) quality of results presentation, (2) evidence, (3) depth, (4) logic of discussion.	4 (meet all components)	
5. Conclusion: impactful language and construct clear, but solid statements. This tone should be strong enough to inspire other researchers to follow your work in the future, and to enhance your chances of growing into a respected scientist among your peers.	4 (meet all components)	
6. Reference.	1 (Citation not use reference manager and APA Style, <50% use reference in 10 last years, <15 reference)	
7. English (or Bahasa Indonesia): (1) effectively to communicate the ideas, (2) easy to understand (readability), (3) least or no grammatical errors or typos, (4) clarity.	3 (fulfills 2 or 3 out of 4 components)	
<b>Total Score</b>	21	
<b>Recommendation</b>	Accepted with Major Revision (Total Score 15-21)	
<b>4. Comments for Author</b>		
Tercantum pencarian google dalam metode, mohon dapat dicantumkan search engine yang lebih spesifik, sitasi dan daftar pustaka belum menggunakan reference manager. Penyajian tabel belum mengikuti kaidah di jurnal, copyright dan cover letter mohon dapat dilampirkan pada saat submit revisi. Link copyright dan cover letter terdapat di laman ojs.		
<b>Editor</b>	<b>Validation of Editor in Chief</b>	<b>Signature</b>
Elmiawati Latifah	Elmiawati Latifah	

Gambar I.1 Bukti Penerimaan Jurnal

## LAMPIRAN 2

### SKEMA ALUR PEMBUATAN *REVIEW* ARTIKEL



**Gambar II.1** Skema Alur Pembuatan *Review* Artikel

## DAFTAR RIWAYAT HIDUP



### DATA PRIBADI

Nama : Ratna  
Tempat/Tanggal Lahir : Garut, 16 Januari 2000  
Jenis Kelamin : Perempuan  
Agama : Islam  
Warga Negara : Indonesia  
Status : Mahasiswa  
Alamat : Kp. Cibuluh I, Rt/Rw : 003/001,  
Des. Karamatwangi, Kec. Cikjang, Kab. Garut  
44171  
No. Telepon : 085659022257  
Email : [ratnakeuis18@gmail.com](mailto:ratnakeuis18@gmail.com)

**PENDIDIKAN****Formal**

SDN Karamatwangi 1, Garut 2005-2011

MTsN 1 Tasikmalaya, Garut 2011-2014

SMK Kesehatan Bhakti Kencana Garut, 2014-2017

Universitas Garut Prodi S1 Farmasi, Garut 2017-2021

**Non Formal**

PKL Apotek PKPN Garut

PKL Apotek KIMIA FARMA 377 GARUT

PKL Apotek As-syifa Garut

PKL Industri Ekstrak Bahan Alam Pangsarikan

