

DAFTAR PUSTAKA

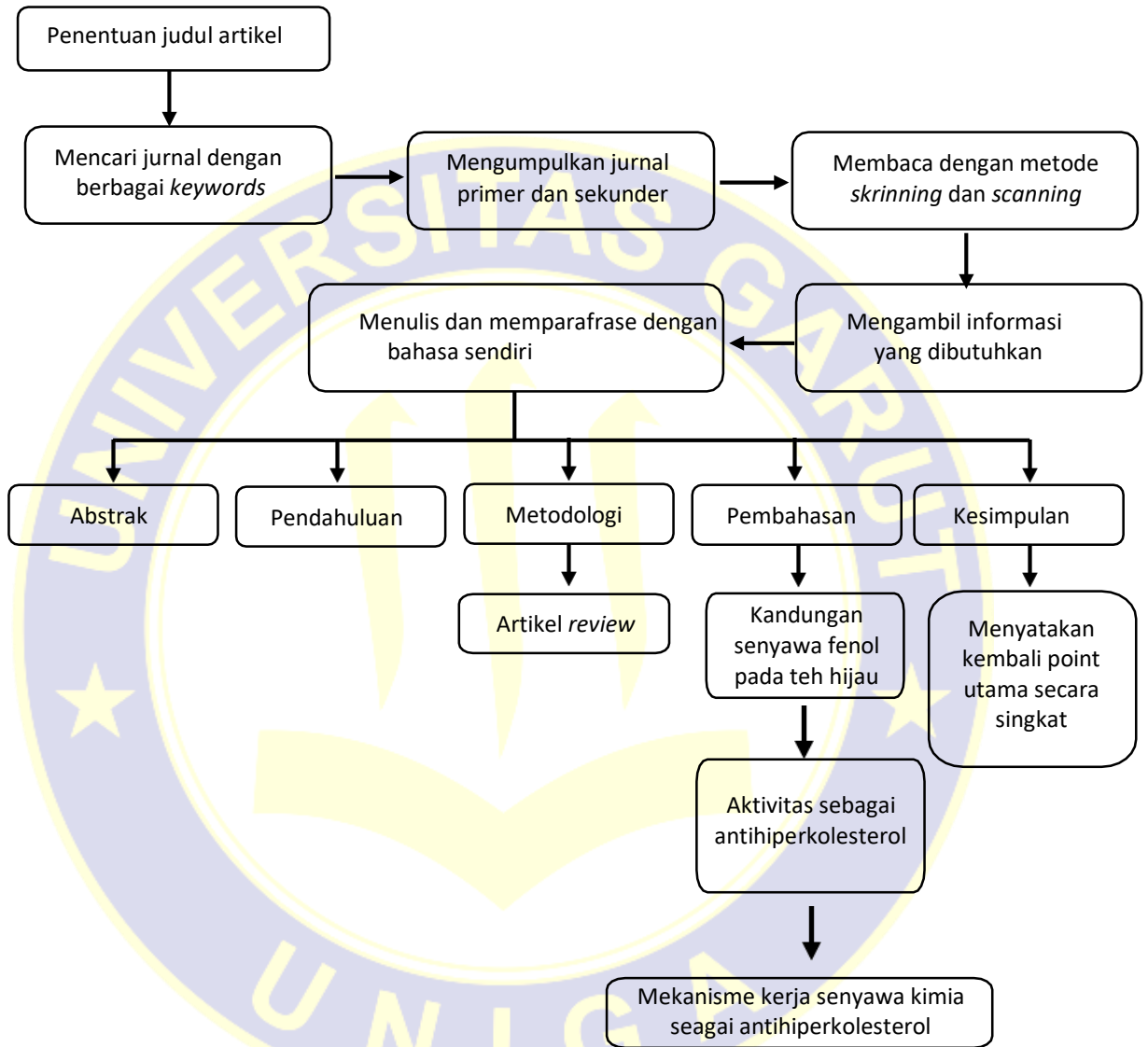
1. Adelina, R., Kurniatri, A.,A. Mekanisme Katekin Sebagai Obat Antidislipidemia. <https://doi.org/10.22435/bpk.v46i3.899>
2. Ahmad, R. S., Butt, M. S., Huma, N., & Sultan, M. T. (2013). Green tea catechins based functional drink (Green cool) improves the antioxidant status of SD rats fed on high cholesterol and sucrose diets. *Pakistan Journal of Pharmaceutical Sciences*, 26(4), 721–726.
3. Analuddin, A., Septiana, A., & Harlis, W. O. (2018). Kandungan Antioksidan Teh Hijau Daun Mangrove dan Uji Efektifitasnya Sebagai Antikolesterol Pada Mencit. *Jurnal Ilmu Dan Teknologi Peternakan Tropis*, 5(3), 60–66. <https://doi.org/10.33772/JITRO.V5I3.4873>
4. Dewi Anjarsari, I. R. (2016). Katekin teh Indonesia : prospek dan manfaatnya. *Kultivasi*, 15(2), 99–106. <https://doi.org/10.24198/kltv.v15i2.1187>
5. Dewi, K. (n.d.). *terhadap Penurunan Berat Badan , Kadar Trigliserida dan Kolesterol Total pada Tikus Jantan Galur Wistar.*
6. Feng, J., Yang, J., Chang, Y., Qiao, L., Dang, H., Luo, K., Guo, H., An, Y., Ma, C., Shao, H., Tian, J., Yuan, Y., Xie, L., Xing, W., & Cheng, J. (2019). Caffeine-free hawk tea lowers cholesterol by reducing free cholesterol uptake and the production of very-low-density lipoprotein. *Communications Biology*, 2(1), 1–18. <https://doi.org/10.1038/s42003-019-0396-4>
7. Hardani, E., Lestariana, W., & Susetyowati, S. (2014). Efek pemberian ekstrak teh hijau (*Camellia sinesis* (L) O. Kuntze)

- var. Assamica terhadap total lemak tubuh dan profil lipid wanita dewasa overweight dan obesitas. *Jurnal Gizi Klinik Indonesia*, 10(4), 209. <https://doi.org/10.22146/ijcn.18874>
8. Huang, J., Feng, S., Liu, A., Dai, Z., Wang, H., Reuhl, K., Lu, W., Yang, C. S., Effects, H., & Key, S. (2019). *HHS Public Access*. 62(4), 1–26. <https://doi.org/10.1002/mnfr.201700696>.Green
9. Huang, L. H., Liu, C. Y., Wang, L. Y., Huang, C. J., & Hsu, C. H. (2018). Effects of green tea extract on overweight and obese women with high levels of low density-lipoprotein-cholesterol (LDL-C): A randomised, double-blind. *Alternative Medicine*, 18(1), 1–11. <https://doi.org/10.1186/s12906-018-2355-x>
10. Kim, J. K., Kim, S. H., Noh, K. H., Jang, J. H., & Song, Y. S. (2007). Effects of green tea seed oil on the cholesterol, TBARS and inflammatory responses in C57BL/6 mice fed high cholesterol diet. In *Journal of the Korean Society of Food Science and Nutrition* (Vol. 36, Issue 3, pp. 284–290). <https://doi.org/10.3746/jkfn.2007.36.3.284>
11. Kobayashi, M., & Ikeda, I. (2017). Mechanisms of inhibition of cholesterol absorption by green tea catechins. *Food Science and Technology Research*, 23(5), 627–636. <https://doi.org/10.3136/fstr.23.627>
12. Kobayashi, M., Unno, T., Suzuki, Y., Nozawa, A., Sagesaka, Y., Kakuda, T., & Ikeda, I. (2005). Heat-epimerized tea catechins have the same cholesterol-lowering activity as green tea catechins in cholesterol-fed rats. *Bioscience, Biotechnology and Biochemistry*, 69(12), 2455–2458. <https://doi.org/10.1271/bbb.69.2455>

13. Lee, M. S., Park, J. Y., Freake, H., Kwun, I. S., & Kim, Y. (2008). Green tea catechin enhances cholesterol 7 α -hydroxylase gene expression in HepG2 cells. *British Journal of Nutrition*, 99(6), 1182–1185. <https://doi.org/10.1017/S0007114507864816>
14. Matsui, Y., Kobayashi, K., Masuda, H., Kigoshi, H., Akao, M., Sakurai, H., & Kumagai, H. (2009). Quantitative analysis of saponins in a tea-leaf extract and their antihypercholesterolemic activity. *Bioscience, Biotechnology and Biochemistry*, 73(7), 1513–1519. <https://doi.org/10.1271/bbb.90003>
15. Mawarti, H. (n.d.). *Oleh Epigallocatechin Gallate (EGCG) Teh Hijau Klon Gmb4.*
16. Mehad, A. F. (2012). *Effects of aqueous extraction of green tea (Camellia sinensis) on some biochemical parameters in American white rats.* 13(1), 1725–1730.
17. Muramatsu, K., Fukuyo, M., & Hara, Y. (1986). Effect of Green Tea Catechins on Plasma Cholesterol Level in Cholesterol-Fed Rats. *Journal of Nutritional Science and Vitaminology*, 32(6), 613–622. <https://doi.org/10.3177/jnsv.32.613>
18. Pandit, A. P., Joshi, S. R., Dalal, P. S., & Patole, V. C. (2019). Curcumin as a permeability enhancer enhanced the antihyperlipidemic activity of dietary green tea extract. *BMC Complementary and Alternative Medicine*, 19(1), 1– 10. <https://doi.org/10.1186/s12906-019-2545-1>
19. Peluso, I., & Serafini, M. (2017). Antioxidants from black and green tea: from dietary modulation of oxidative stress to pharmacological mechanisms. *British Journal of Pharmacology*, 174(11), 1195–1208. <https://doi.org/10.1111/bph.13649>

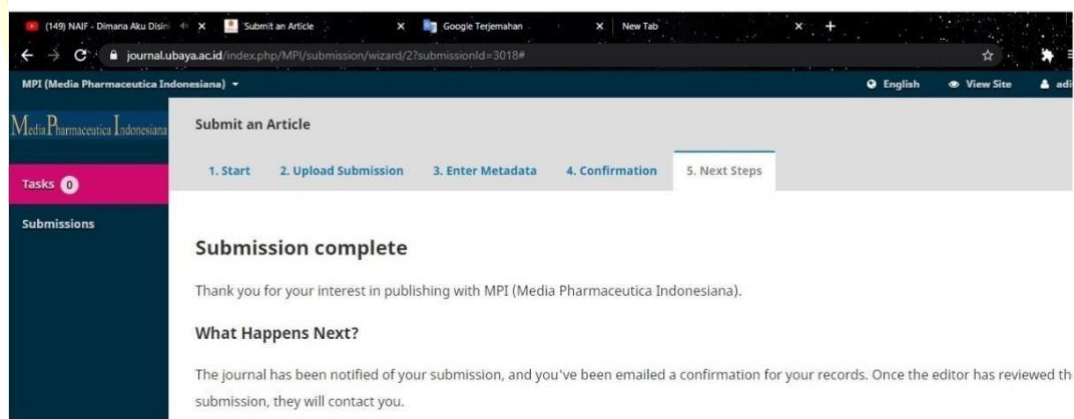
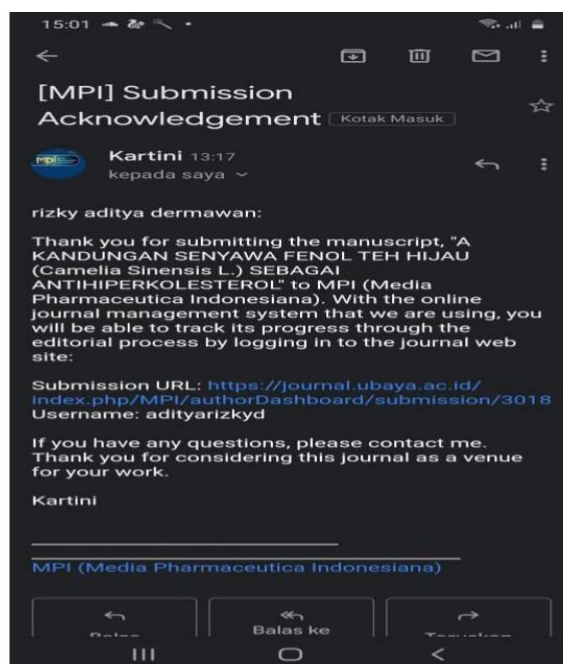
20. Pervin, M., Unno, K., Takagaki, A., Isemura, M., & Nakamura, Y. (2019). Function of green tea catechins in the brain: Epigallocatechin gallate and its metabolites. *International Journal of Molecular Sciences*, *20*(15), 1–12. <https://doi.org/10.3390/ijms20153630>
21. Teh, P., Terhadap, H., Diberi, Y., & Tinggi, D. (2015). *1, 2, 3 1. 1*(November), 18–25.
22. Towaha, J., & Balittri. (2013). Kandungan Senyawa Kimia pada Daun Teh (*Camellia sinensis*). In *Warta Penelitian dan Pengembangan Tanaman Industri dan Pengembangan Tanaman Industri* (Vol. 19, Issue 3, pp. 12– 16).
23. Vinson, J. A., & Dabbagh, Y. A. (1998). Effect of green and black tea supplementation on lipids, lipid oxidation and fibrinogen in the hamster: Mechanisms for the epidemiological benefits of tea drinking. *FEBS Letters*, *433*(1–2), 44–46. [https://doi.org/10.1016/S0014-5793\(98\)00880-1](https://doi.org/10.1016/S0014-5793(98)00880-1)
24. Yamashita, M., Kumazoe, M., Nakamura, Y., Won, Y. S., Bae, J., Yamashita, S., & Tachibana, H. (2016). The combination of green tea extract and eriodictyol inhibited high-fat/high-sucrose diet-induced cholesterol upregulation is accompanied by suppression of cholesterol synthesis enzymes. *Journal of Nutritional Science and Vitaminology*, *62*(4), 249–256. <https://doi.org/10.3177/jnsv.62.249>
25. Yusni, T. R, T. H., & Achmad, T. H. (2015). Aktivitas Polifenol Teh Hijau (*Camellia sinensis* (L) O. Kuntze) Sebagai Imunomodulator melalui Respons Supresi Immunoglobulin E (IgE) pada Rinitis Alergika. *Majalah Kedokteran Bandung*, *47*(3), 160–166. <https://doi.org/10.15395/mkb.v47n3.596>

LAMPIRAN 1
DIAGRAM ALIR METODOLOGI



LAMPIRAN 2

BUKTI SUBMIT DI JURNAL *MPI*



Gambar IV.1 Bukti submit di jurnal *MPI*

Daftar Riwayat Hidup

DATA PRIBADI

- Nama : Rizky Aditya Dermawan
- Tempat/Tanggal Lahir : Sumedang 24 Desember 1997
- Alamat : Kavling Bumi Asri NO.19 Jayawaras
RT03/RW11 Garut
- Nomor HP : 085975080020
- Jenis Kelamin : Laki-laki
- Agama : Islam
- Kewarganegaraan : Indonesia
- Status : Belum Menikah
- Email : rizkyadityadermawan@gmail.com

PENDIDIKAN FORMAL

- Tahun 2005 – 2011 SDN Narimbang 1
- Tahun 2011 – 2013 SMPN 1 Cimalaka
- Tahun 2013 – 2016 SMAN 1 Cimalaka
- Tahun 2016 – 2020 Universitas Garut Fakultas MIPA

